



DEFLECT IT. PROTECT IT.
EXPERIENCE IT.

CONTENTS

HOOD PROTECTORS *Page 4*

SIDEWIND DEFLECTORS *Page 20*

FENDER FLARES *Page 38*

BED RAIL CAPS *Page 42*

TAILGATE CAPS *Page 48*

SUNROOF DEFLECTORS *Page 49*



NOMENCLATURE GUIDE

Vehicle manufacturers refer to their cab styles and bed lengths in multiple ways, adding complexity when identifying compatible products. This guide was created to help you compare how each brand describes these vehicle components to their Automotive Aftermarket Industry Association (AAIA) standardized name, making it easy to find a compatible part for your vehicle.

CAB STYLES			
Make	Brand Name	AAIA Name	Description
Chevrolet/ GMC	Regular Cab	2-door Standard Cab	2 Full-Size Doors
	Extended Cab	4-door Extended Cab	2 Full-Size Doors, 2 Half-Size Doors
	Crew Cab	4-door Crew Cab	4 Full-Size Doors
Dodge/ RAM	Regular Cab	2-door Standard Cab	2 Full-Size Doors
	Quad Cab	4-door Extended Cab	2 Full-Size Doors, 2 Half-Size Doors
	Crew Cab	4-door Crew Cab	4 Full-Size Doors
	Mega Cab	4-door Extended Crew Cab	4 Full-Size Doors with seat storage
Ford	Regular Cab	2-door Standard Cab	2 Full-Size Doors
	SuperCab	3-door or 4-door Extended Cab	2 Full-Size Doors, 1 or 2 Half-Size Doors
	SuperCrew	4-door Crew Cab	4 Full-Size Doors
Nissan	Regular Cab	2-door Standard Cab	2 Full-Size Doors
	King Cab	4-door Extended Cab	2 Full-Size Doors, 2 Half-Size Doors
	Crew Cab	4-door Crew Cab	4 Full-Size Doors
Toyota	Regular Cab	2-door Standard Cab	2 Full-Size Doors
	Access Cab	4-door Extended Cab	2 Full-Size Doors, 2 Half-Size Doors
	Double Cab	4-door Crew Cab	2 Full-Size Doors, 2 3/4-Size Doors
	CrewMax Cab	4-door Extended Crew Cab	4 Full-Size Doors

BED LENGTH		
Make	Brand Name	AAIA Name
Chevrolet/ GMC	Short Box	Fleetside 68.4 in
	Standard Box	Fleetside 78.0 in
	Long Box	Fleetside 96.0 in
Dodge/ RAM	Short Box	Fleetside 67.4 in
	Mid Box	Fleetside 76.3 in
	Long Box	Fleetside 96.3 in
Ford	5.5 ft. Styleside	Styleside 66.0 in
	6.5 ft. Styleside	Styleside 78.0 in
	8.0 ft. Styleside	Styleside 96.0 in
Toyota	Short Bed	Fleetside 66.7 in
	Standard Bed	Fleetside 78.7 in
	Long Bed	Fleetside 97.6 in


NOTE:

Bed lengths vary by year, make and model of vehicle. The dimensions provided above are for example only, not intended for part-specific fitments.

MEASURING BED LENGTH

All the products we sell are custom-made to fit your truck. Bed length is often a key indicator for compatibility.

TO DETERMINE BED LENGTH, measure from the inside of the tailgate to the inside of the bulkhead (see image).



CHEVROLET GMC *Silverado shown*



Regular Cab Extended Cab (Pre-2014) Double Cab (2014+) Crew Cab

DODGE RAM



Regular Cab Quad Cab Crew Cab Mega Cab

FORD




Regular Cab Super Cab (F-150/Super Duty) Super Crew (F-150/Super Duty)

NISSAN *Titan shown*



Regular Cab King Cab Crew Cab

TOYOTA *Tundra shown*



Regular Cab Access Cab (Tacoma) Double Cab CrewMax Cab

YEARS	MAKE	MODEL	SUB DETAIL	VIGILANTE PREMIUM									LOW PROFILE	
				SMOKE	CHROME	REALTREE MAX-4®	MOSSY OAK NEW BREAK-UP®	MOSSY OAK DUCK BLIND®	REALTREE AP®	FLAG - WITH EAGLE	FLAG - NO EAGLE	CARBON FIBER	SMOKE	
BUICK														
2004-2007	BUICK	RAINIER			3050-2									
2005-2008	BUICK	TERRAZA			2038-2									
CADILLAC														
2007-2014	CADILLAC	ESCALADE			2041-2	2041-8								
2007-2014	CADILLAC	ESCALADE ESV			2041-2	2041-8								
2007-2014	CADILLAC	ESCALADE EXT			2041-2	2041-8								
CHEVROLET														
2007-2013	CHEVROLET	AVALANCHE			2039-2	2039-8	2039-12	2039-9	2039-16	2039-17	2039-30	2039-41	2039-59	4039-2
2003-2006	CHEVROLET	AVALANCHE	WITHOUT BODY HARDWARE		2029-2	2029-8	2029-12	2029-9	2029-16	2029-17	2029-30	2029-41	2029-59	4029-2
1995-2005	CHEVROLET	BLAZER			302-2	302-8	302-12							
1992-1994	CHEVROLET	BLAZER			301-2	301-8	301-12				301-30			101-2
1980-1987	CHEVROLET	BLAZER			303-2									103-2
1973-1974	CHEVROLET	BLAZER			203-2									
1980-1986	CHEVROLET	C10/C20/C30			303-2									103-2
1975-1979	CHEVROLET	C10/C20/C30			203-2									
1988-1999	CHEVROLET	C1500			301-2	301-8	301-12				301-30			101-2
1973-1974	CHEVROLET	C20 PICKUP			203-2									
1969-1972	CHEVROLET	C20 PICKUP			207-2									
1981-1987	CHEVROLET	CK			303-2									103-2
1988-2000	CHEVROLET	CK/C2500/C3500			301-2	301-8	301-12				301-30			101-2
2015-2016	CHEVROLET	COLORADO			2056-2	2056-8	2056-12	2056-9	2056-16	2056-17	2056-30	2056-41		
2004-2012	CHEVROLET	COLORADO			3033-2	3033-8	3033-12	3033-9	3033-16	3033-17	3033-30	3033-41		1033-2
2010-2016	CHEVROLET	EQUINOX			2047-2	2047-8								
2005-2009	CHEVROLET	EQUINOX			2034-2									
2003-2016	CHEVROLET	EXPRESS VAN			3031-2									1031-2
1996-2002	CHEVROLET	EXPRESS VAN			309-2									
1980-1986	CHEVROLET	K10			303-2									103-2
1975-1979	CHEVROLET	K10			203-2									
1988-1999	CHEVROLET	K1500			301-2	301-8	301-12				301-30			
1992-1999	CHEVROLET	K1500 SUBURBAN			301-2	301-8	301-12				301-30			
1980-1986	CHEVROLET	K20			303-2									103-2
1975-1979	CHEVROLET	K20			203-2									
1973-1974	CHEVROLET	K20 PICKUP			203-2									
1969-1972	CHEVROLET	K20 PICKUP			207-2									
1980-1986	CHEVROLET	K20 SUBURBAN			303-2									103-2
1988-2000	CHEVROLET	K2500			301-2	301-8	301-12				301-30			101-2
1992-1999	CHEVROLET	K2500 SUBURBAN			301-2	301-8	301-12				301-30			101-2
1980-1986	CHEVROLET	K30			303-2									103-2
1977-1979	CHEVROLET	K30			203-2									
1988-2000	CHEVROLET	K3500			301-2	301-8	301-12				301-30			

YEARS	MAKE	MODEL	SUB DETAIL	VIGILANTE PREMIUM									LOW PROFILE		
				SMOKE	CHROME	REALTREE MAX-4®	MOSSY OAK NEW BREAK-UP®	MOSSY OAK DUCK BLIND®	REALTREE AP®	FLAG - WITH EAGLE	FLAG - NO EAGLE	CARBON FIBER	SMOKE		
1994-2005	CHEVROLET	S10				302-2		302-12							
1982-1993	CHEVROLET	S10													104-2
1983-1994	CHEVROLET	S10 BLAZER													104-2
2016-2016	CHEVROLET	SILVERADO 1500				2158-2									
2014-2015	CHEVROLET	SILVERADO 1500				2050-2	2050-8	2050-12	2050-9	2050-16	2050-17	2050-30	2050-41	2050-59	
2007-2013	CHEVROLET	SILVERADO 1500				2042-2	2042-8	2042-12	2042-9	2042-16	2042-17	2042-30	2042-41	2042-59	4042-2
2006-2007	CHEVROLET	SILVERADO 1500	INCLUDES 2007 CLASSIC			3037-2	3037-8	3037-12	3037-9	3037-26	3037-17	3037-30	3037-41	3037-59	1037-2
2003-2005	CHEVROLET	SILVERADO 1500				2029-2	2029-8	2029-12	2029-9	2029-16	2029-17	2029-30	2029-41	2029-59	4029-2
1999-2002	CHEVROLET	SILVERADO 1500				3012-2	3012-8	3012-12	3012-9	3012-16	3012-17	3012-30	3012-41	3012-59	1012-2
2003-2004	CHEVROLET	SILVERADO 2500				2029-2	2029-8	2029-12	2029-9	2029-16	2029-17	2029-30	2029-41	2029-59	4029-2
1999-2002	CHEVROLET	SILVERADO 2500				3021-2	3021-8	3021-12	3021-9	3021-16	3021-17	3021-30	3021-41		
1999-2002	CHEVROLET	SILVERADO 2500				3012-2	3012-8	3012-12	3012-9	3012-16	3012-17	3012-30	3012-41	3012-59	1012-2
2015-2016	CHEVROLET	SILVERADO 2500 HD				2052-2	2052-8	2052-12				2052-30			
2011-2014	CHEVROLET	SILVERADO 2500 HD				2048-2	2048-8	2048-12	2048-9	2048-16	2048-17	2048-30	2048-41		
2007-2010	CHEVROLET	SILVERADO 2500 HD				2044-2	2044-8	2044-12	2044-9	2044-16	2044-17	2044-30	2044-41		
2005-2007	CHEVROLET	SILVERADO 2500 HD	INCLUDES 2007 CLASSIC			3037-2	3037-8	3037-12	3037-9	3037-26	3037-17	3037-30	3037-41	3037-59	1037-2
2003-2004	CHEVROLET	SILVERADO 2500 HD				2029-2	2029-8	2029-12				2029-30			
1999-2002	CHEVROLET	SILVERADO 2500 HD				3021-2	3021-8	3021-12	3021-9	3021-16	3021-17	3021-30	3021-41		
2015-2016	CHEVROLET	SILVERADO 3500 HD				2052-2	2052-8	2052-12	2052-9	2052-16	2052-17	2052-30	2052-41		
2011-2014	CHEVROLET	SILVERADO 3500 HD				2048-2	2048-8	2048-12	2048-9	2048-16	2048-17	2048-30	2048-41		
2007-2010	CHEVROLET	SILVERADO 3500 HD				2044-2	2044-8	2044-12	2044-9	2044-16	2044-17	2044-30	2044-41		
2005-2007	CHEVROLET	SILVERADO 3500	INCLUDES 2007 CLASSIC			3037-2	3037-8	3037-12	3037-9	3037-26	3037-17	3037-30	3037-41	3037-59	1037-2
2003-2004	CHEVROLET	SILVERADO 3500				2029-2	2029-8	2029-12	2029-9	2029-16	2029-17	2029-30	2029-41	2029-59	4029-2
1999-2002	CHEVROLET	SILVERADO 3500				3021-2	3012-8	3012-12	3021-9	3021-16	3021-17	3021-30	3021-41		
2015-2016	CHEVROLET	SUBURBAN				2054-2	2054-8	2054-12	2054-9	2054-16	2054-17	2054-30	2054-41		
2007-2014	CHEVROLET	SUBURBAN				2039-2	2039-8	2039-12	2039-9	2039-16	2039-17	2039-30	2039-41	2039-59	4039-2
2000-2006	CHEVROLET	SUBURBAN				3012-2	3012-8	3012-12	3012-9	3012-16	3012-17	3012-30	3012-41	3012-59	1012-2
1992-1999	CHEVROLET	SUBURBAN				301-2	301-8	301-12				301-30			101-2
1981-1991	CHEVROLET	SUBURBAN				303-2									103-2
2015-2016	CHEVROLET	TAHOE				2054-2	2054-8	2054-12	2054-9	2054-16	2054-17	2054-30	2054-41		
2007-2014	CHEVROLET	TAHOE	EXCLUDES HYBRID MODELS			2039-2	2039-8	2039-12	2039-9	2039-16	2039-17	2039-30	2039-41	2039-59	4039-2
2000-2006	CHEVROLET	TAHOE				3012-2	3012-8	3012-12	3012-9	3012-16	3012-17	3012-30	3012-41	3012-59	1012-2
1995-1999	CHEVROLET	TAHOE				301-2	301-8	301-12				301-30			101-2
1999-2004	CHEVROLET	TRACKER				3030-2									1030-2
1989-1998	CHEVROLET	TRACKER				380-2									
2002-2009	CHEVROLET	TRAILBLAZER				3025-2		3025-12	3025-9	3025-16	3025-17	3025-30			
2006-2009	CHEVROLET	TRAILBLAZER SS				3025-2		3025-12	3025-9	3025-16	3025-17	3025-30			
2009-2012	CHEVROLET	TRAVERSE				2046-2	2046-8								
2005-2009	CHEVROLET	UPLANDER				2038-2									

YEARS	MAKE	MODEL	SUB DETAIL	VIGILANTE PREMIUM									LOW PROFILE	
				SMOKE	CHROME	REALTREE MAX-4®	MOSSY OAK NEW BREAK-UP®	MOSSY OAK DUCK BLIND®	REALTREE AP®	FLAG - WITH EAGLE	FLAG - NO EAGLE	CARBON FIBER	SMOKE	
CHRYSLER														
2007-2009	CHRYSLER	ASPEN												
2001-2010	CHRYSLER	PT CRUISER												
2011-2016	CHRYSLER	TOWN & COUNTRY												
2001-2007	CHRYSLER	TOWN & COUNTRY												
DODGE														
2011-2015	DODGE	CARAVAN												
2008-2010	DODGE	CARAVAN												
2001-2007	DODGE	CARAVAN												
1996-2000	DODGE	CARAVAN												
2008-2011	DODGE	DAKOTA	BEHIND GRILLE, EYEBROWS NOT INCLUDED											
1997-2004	DODGE	DAKOTA	BEHIND GRILLE 3 PC											
1997-2004	DODGE	DAKOTA	FRONT MOUNT											
1991-1996	DODGE	DAKOTA												
2011-2015	DODGE	DURANGO												
2007-2010	DODGE	DURANGO												
1998-2003	DODGE	DURANGO	BEHIND GRILLE 3 PC											
2011-2016	DODGE	GRAND CARAVAN												
2008-2015	DODGE	JOURNEY												
2007-2011	DODGE	NITRO												
2009-2016	DODGE	RAM 1500												
2006-2008	DODGE	RAM 1500	CENTER ONLY - FRONT GRILLE											
2006-2007	DODGE	RAM 1500	SPORT CENTER ONLY - FRONT GRILLE											
2002-2008	DODGE	RAM 1500	CENTER ONLY - BEHIND GRILLE											
2002-2005	DODGE	RAM 1500	DELUXE 3 PC											
1994-2001	DODGE	RAM 1500	BEHIND GRILLE 3 PC											
1994-2001	DODGE	RAM 1500	FRONT MOUNT											
1994-2001	DODGE	RAM 1500	FRONT MOUNT, DELUXE 3 PC											
2010-2016	DODGE	RAM 2500												
2006-2009	DODGE	RAM 2500	CENTER ONLY - FRONT GRILLE											
2003-2009	DODGE	RAM 2500	CENTER ONLY - BEHIND GRILLE											
2003-2005	DODGE	RAM 2500	DELUXE 3 PC											
1994-2002	DODGE	RAM 2500	BEHIND GRILLE 3 PC											
1994-2002	DODGE	RAM 2500	FRONT MOUNT, 1 PIECE											
1994-2002	DODGE	RAM 2500	FRONT MOUNT, DELUXE 3 PC											
2010-2016	DODGE	RAM 3500												
2006-2009	DODGE	RAM 3500	CENTER ONLY - FRONT GRILLE											
2003-2009	DODGE	RAM 3500	CENTER ONLY - BEHIND GRILLE											
2003-2005	DODGE	RAM 3500	DELUXE 3 PC											
1994-2002	DODGE	RAM 3500	BEHIND GRILLE 3 PC											
1994-2002	DODGE	RAM 3500	FRONT MOUNT, 1 PIECE											

YEARS	MAKE	MODEL	SUB DETAIL	VIGILANTE PREMIUM									LOW PROFILE	
				SMOKE	CHROME	REALTREE MAX-4®	MOSSY OAK NEW BREAK-UP®	MOSSY OAK DUCK BLIND®	REALTREE AP®	FLAG - WITH EAGLE	FLAG - NO EAGLE	CARBON FIBER	SMOKE	
1994-2002	DODGE	RAM 3500	FRONT MOUNT, DELUXE 3 PC	2240-2										
1999-2003	DODGE	RAM VAN		328-2										
FORD														
1992-1996	FORD	BRONCO		312-2	312-8	312-12	312-9	312-16	312-17	312-30	312-41			112-2
1987-1991	FORD	BRONCO		311-2										
1982-1986	FORD	BRONCO		310-2										
1989-1990	FORD	BRONCO II		314-2										
2011-2014	FORD	EDGE		2152-2	2152-8								2152-59	
2007-2010	FORD	EDGE		2141-2	2141-8									
2008-2012	FORD	ESCAPE		2142-2	2142-8	2142-12	2142-9	2142-16	2142-17	2142-30				4142-2
2001-2007	FORD	ESCAPE		3111-2										
2008-2012	FORD	ESCAPE HYBRID		2142-2	2142-8	2142-12	2142-9	2142-16	2142-17	2142-30				4142-2
2005-2007	FORD	ESCAPE HYBRID		3111-2										
2008-2015	FORD	E-SERIES VAN		2144-2										
1992-2007	FORD	E-SERIES VAN		313-2										
2000-2005	FORD	EXCURSION		3125-2	3125-8	3125-12	3125-9	3125-16	3125-17	3125-30	3125-41	3125-59		1125-2
2007-2016	FORD	EXPEDITION		2138-2	2138-8	2138-12	2138-9	2138-16	2138-17	2138-30	2138-41			
2003-2006	FORD	EXPEDITION		3129-2										1129-2
1997-2002	FORD	EXPEDITION		318-2	318-8	318-12	318-9	318-16	318-17	318-30	318-41	318-59		118-2
2007-2016	FORD	EXPEDITION XL		2138-2	2138-8	2138-12	2138-9	2138-16	2138-17	2138-30	2138-41			
2011-2015	FORD	EXPLORER	EXCLUDES SPORT MODEL	2151-2	2151-8	2151-12	2151-9	2151-16	2151-17	2151-30	2151-41	2151-59		
2006-2010	FORD	EXPLORER		2137-2	2137-8									
2002-2005	FORD	EXPLORER		3128-2										
1995-2001	FORD	EXPLORER		352-2										152-2
1991-1994	FORD	EXPLORER		314-2										
2007-2011	FORD	EXPLORER SPORT TRAC		2137-2	2137-8									
2001-2005	FORD	EXPLORER SPORT TRAC		3127-2										
2015-2016	FORD	F-150		2153-2	2153-8	2153-12	2153-9	2153-16	2153-17	2153-30	2153-41	2153-59		
2009-2014	FORD	F-150	EXCLUDES RAPTOR MODEL, MOUNTS BEHIND GRILLE	2147-2	2147-8	2147-12	2147-9	2147-16	2147-17	2147-30	2147-41			
2009-2014	FORD	F-150	EXCLUDES RAPTOR MODEL, MOUNTS IN FRONT OF GRILLE	2149-2	2149-8	2149-12	2149-9	2149-16	2149-17	2149-30	2149-41	2149-59		
2004-2008	FORD	F-150	BEHIND GRILLE	3132-2	3132-8	3132-12	3132-9	3132-16	3132-17	3132-30	3132-41	3132-59		1132-2
2004-2004	FORD	F-150	HERITAGE	318-2	318-8	318-12								
1997-2003	FORD	F-150		318-2	318-8	318-12	318-9	318-16	318-17	318-30	318-41	318-59		118-2
1992-1996	FORD	F-150		312-2	312-8	312-12	312-9	312-16	312-17	312-30	312-41			112-2
1987-1991	FORD	F-150		311-2										
1980-1986	FORD	F-150		310-2										
2008-2010	FORD	F-250	BEHIND GRILLE	2145-2	2145-8	2145-12	2145-9	2145-16	2145-17	2145-30	2145-41			
2008-2010	FORD	F-250	FRONT GRILLE	2139-2	2139-8	2139-12	2139-9	2139-16	2139-17	2139-30				
1999-2007	FORD	F-250		3125-2	3125-8	3125-12	3125-9	3125-16	3125-17	3125-30	3125-41	3125-59		1125-2
1997-1999	FORD	F-250	LIGHT DUTY F-250 MODEL	318-2	318-8	318-12	318-9	318-16	318-17	318-30	318-41	318-59		118-2
1992-1996	FORD	F-250		312-2	312-8	312-12	312-9	312-16	312-17	312-30	312-41			112-2

YEARS	MAKE	MODEL	SUB DETAIL	VIGILANTE PREMIUM										LOW PROFILE
				SMOKE	CHROME	REALTREE MAX-4®	MOSSY OAK NEW BREAK-UP®	MOSSY OAK DUCK BLIND®	REALTREE AP®	FLAG - WITH EAGLE	FLAG - NO EAGLE	CARBON FIBER	SMOKE	
2011-2016	FORD	F-250 SUPER DUTY			2150-2	2150-8	2150-12	2150-9	2150-16	2150-17	2150-30	2150-41	2150-59	
2008-2010	FORD	F-250 SUPER DUTY	BEHIND GRILLE		2145-2	2145-8	2145-12	2145-9	2145-16	2145-17	2145-30	2145-41		
2008-2010	FORD	F-250 SUPER DUTY	FRONT GRILLE		2139-2	2139-8	2139-12	2139-9	2139-16	2139-17	2139-30			
1999-2007	FORD	F-250 SUPER DUTY			3125-2	3125-8	3125-12	3125-9	3125-16	3125-17	3125-30	3125-41	3125-59	1125-2
1992-1996	FORD	F-250 SUPER DUTY			312-2	312-8	312-12	312-9	312-16	312-17	312-30	312-41		112-2
1987-1991	FORD	F-250 SUPER DUTY			311-2									
1982-1986	FORD	F-250 SUPER DUTY			310-2									
2011-2016	FORD	F-350 SUPER DUTY			2150-2	2150-8	2150-12	2150-9	2150-16	2150-17	2150-30	2150-41	2150-59	
2008-2010	FORD	F-350 SUPER DUTY	BEHIND GRILLE		2145-2	2145-8	2145-12	2145-9	2145-16	2145-17	2145-30	2145-41		
2008-2010	FORD	F-350 SUPER DUTY	FRONT GRILLE		2139-2	2139-8	2139-12	2139-9	2139-16	2139-17	2139-30			
1999-2007	FORD	F-350 SUPER DUTY			3125-2	3125-8	3125-12	3125-9	3125-16	3125-17	3125-30	3125-41	3125-59	1125-2
1992-1996	FORD	F-350 SUPER DUTY			312-2	312-8	312-12	312-9	312-16	312-17	312-30	312-41		112-2
1987-1991	FORD	F-350 SUPER DUTY			311-2									
1982-1986	FORD	F-350 SUPER DUTY			310-2									
2011-2016	FORD	F-450 SUPER DUTY			2150-2	2150-8	2150-12	2150-9	2150-16	2150-17	2150-30	2150-41	2150-59	
2008-2010	FORD	F-450 SUPER DUTY	BEHIND GRILLE		2145-2	2145-8	2145-12	2145-9	2145-16	2145-17	2145-30	2145-41		
2008-2010	FORD	F-450 SUPER DUTY	FRONT GRILLE		2139-2	2139-8	2139-12	2139-9	2139-16	2139-17	2139-30			
1999-2007	FORD	F-450 SUPER DUTY			3125-2	3125-8	3125-12	3125-9	3125-16	3125-17	3125-30	3125-41	3125-59	1125-2
1992-1996	FORD	F-450 SUPER DUTY			312-2	312-8	312-12	312-9	312-16	312-17	312-30	312-41		112-2
1987-1991	FORD	F-450 SUPER DUTY			311-2									
1982-1986	FORD	F-450 SUPER DUTY			310-2									
2011-2016	FORD	F-550 SUPER DUTY			2150-2	2150-8	2150-12	2150-9	2150-16	2150-17	2150-30	2150-41	2150-59	
2008-2010	FORD	F-550 SUPER DUTY	BEHIND GRILLE		2145-2	2145-8	2145-12	2145-9	2145-16	2145-17	2145-30	2145-41		
2008-2010	FORD	F-550 SUPER DUTY	FRONT GRILLE		2139-2	2139-8	2139-12	2139-9	2139-16	2139-17	2139-30			
1999-2007	FORD	F-550 SUPER DUTY			3125-2	3125-8	3125-12	3125-9	3125-16	3125-17	3125-30	3125-41	3125-59	1125-2
1992-1996	FORD	F-550 SUPER DUTY			312-2	312-8	312-12	312-9	312-16	312-17	312-30	312-41		112-2
1987-1991	FORD	F-550 SUPER DUTY			311-2									
1982-1986	FORD	F-550 SUPER DUTY			310-2									
2009-2015	FORD	FLEX			2148-2	2148-8								
2004-2012	FORD	RANGER	METAL HOOD		3133-2	3133-8	3133-12	3133-9	3133-16	3133-17	3133-30	3133-41	3133-59	1133-2
2001-2003	FORD	RANGER	EDGE WITH RAISED POWERDOME HOODLINE ONLY		3113-2									
1998-2003	FORD	RANGER	EXCLUDES EDGE		3120-2									1120-2
1993-1997	FORD	RANGER			315-2									
1989-1992	FORD	RANGER			314-2									
GMC														
2007-2012	GMC	ACADIA			2045-2									
1975-1978	GMC	C15/C25/C35			203-2									
1988-1999	GMC	C1500			301-2	301-8	301-12				301-30			101-2
1980-1987	GMC	C1500			303-2									103-2
1988-2000	GMC	C2500/C3500/K2500/K3500			301-2	301-8	301-12				301-30			101-2
1980-1987	GMC	C2500/C3500/K2500/K3500			303-2									103-2

YEARS	MAKE	MODEL	SUB DETAIL	VIGILANTE PREMIUM									LOW PROFILE	
				SMOKE	CHROME	REALTREE MAX-4®	MOSSY OAK NEW BREAK-UP®	MOSSY OAK DUCK BLIND®	REALTREE AP®	FLAG - WITH EAGLE	FLAG - NO EAGLE	CARBON FIBER	SMOKE	
2015-2016	GMC	CANYON				2057-2	2057-8	2057-12	2057-9	2057-16	2057-17	2057-30	2057-41	
2004-2012	GMC	CANYON				3033-2	3033-8	3033-12	3033-9	3033-16	3033-17	3033-30	3033-41	1033-2
2002-2009	GMC	ENVOY				3023-2								
1998-2001	GMC	ENVOY				302-2								
2002-2006	GMC	ENVOY XL				3023-2	3023-8	3023-12						
2004-2005	GMC	ENVOY XUV				3023-2	3023-8	3023-12						
1995-2001	GMC	JIMMY				302-2		302-12						
1980-1991	GMC	JIMMY				303-2								103-2
1973-1979	GMC	JIMMY				203-2								
1995-2005	GMC	S15 JIMMY				302-2								
1983-1994	GMC	S15 JIMMY												104-2
2003-2016	GMC	SAVANA VAN				3031-2								1031-2
1996-2002	GMC	SAVANA VAN				309-2								
2014-2016	GMC	SIERRA 1500				2051-2	2051-8	2051-12	2051-9	2051-16	2051-17	2051-30	2051-41	
2007-2013	GMC	SIERRA 1500				2043-2	2043-8	2043-12	2043-9	2043-16	2043-17	2043-30	2043-41	4043-2
1999-2007	GMC	SIERRA 1500	INCLUDES 2007 CLASSIC			3013-2	3013-8	3013-12	3012-9	3013-16	3013-17	3013-30	3013-41	1013-2
2015-2016	GMC	SIERRA 2500				2053-2	2053-8	2053-12	2053-9	2053-16	2053-17	2053-30	2053-30	
2011-2014	GMC	SIERRA 2500				2049-2	2049-8	2049-12	2049-9	2049-16	2049-17	2049-30	2049-41	
2007-2010	GMC	SIERRA 2500				2043-2	2043-8	2043-12	2043-9	2043-16	2043-17	2043-30	2043-41	4043-2
1999-2007	GMC	SIERRA 2500	INCLUDES 2007 CLASSIC			3013-2	3013-8	3013-12	3012-9	3013-16	3013-17	3013-30	3013-41	1013-2
2015-2016	GMC	SIERRA 2500 HD				2053-2	2053-8	2053-12	2053-9	2053-16	2053-17	2053-30	2053-30	
2011-2014	GMC	SIERRA 2500 HD				2049-2	2049-8	2049-12	2049-9	2049-16	2049-17	2049-30	2049-41	
2007-2010	GMC	SIERRA 2500 HD				2043-2	2043-8	2043-12	2043-9	2043-16	2043-17	2043-30	2043-41	4043-2
2001-2007	GMC	SIERRA 2500 HD	INCLUDES 2007 CLASSIC			3013-2	3013-8	3013-12	3012-9	3013-16	3013-17	3013-30	3013-41	1013-2
2015-2016	GMC	SIERRA 3500				2053-2	2053-8	2053-12	2053-9	2053-16	2053-17	2053-30	2053-30	
2011-2014	GMC	SIERRA 3500				2049-2	2049-8	2049-12	2049-9	2049-16	2049-17	2049-30	2049-41	
2007-2010	GMC	SIERRA 3500				2043-2	2043-8	2043-12	2043-9	2043-16	2043-17	2043-30	2043-41	4043-2
2001-2007	GMC	SIERRA 3500	INCLUDES 2007 CLASSIC			3013-2	3013-8	3013-12	3012-9	3013-16	3013-17	3013-30	3013-41	1013-2
1994-2004	GMC	SONOMA				302-2		302-12						
1982-1993	GMC	SONOMA												104-2
2015-2016	GMC	YUKON				2055-2	2055-8	2055-12						
2007-2014	GMC	YUKON				2040-2	2040-8	2040-12	2040-9	2040-16	2040-17	2040-30		
2000-2006	GMC	YUKON				3013-2	3013-8	3013-12	3012-9	3013-16	3013-17	3013-30	3013-41	1013-2
1992-1999	GMC	YUKON				301-2	301-8	301-12				301-30		101-2
2015-2016	GMC	YUKON XL				2055-2	2055-8	2055-12						
2007-2014	GMC	YUKON XL				2040-2	2040-8	2040-12	2040-9	2040-16	2040-17	2040-30		
2000-2006	GMC	YUKON XL				3013-2	3013-8	3013-12	3012-9	3013-16	3013-17	3013-30	3013-41	1013-2
HONDA														
2006-2014	HONDA	RIDGELINE				2710-2								4710-2

YEARS	MAKE	MODEL	SUB DETAIL	VIGILANTE PREMIUM									LOW PROFILE	
				SMOKE	CHROME	REALTREE MAX-4®	MOSSY OAK NEW BREAK-UP®	MOSSY OAK DUCK BLIND®	REALTREE AP®	FLAG - WITH EAGLE	FLAG - NO EAGLE	CARBON FIBER	SMOKE	
ISUZU														
2003-2008	ISUZU	ASCENDER			3023-2	3023-8	3023-12							
2006-2008	ISUZU	I-SERIES PICKUP			3033-2	3033-8	3033-12							
JEEP														
2006-2010	JEEP	COMMANDER			298-2	298-8								
2007-2010	JEEP	COMPASS			2910-2									
2011-2016	JEEP	GRAND CHEROKEE	EXCLUDES SRT		2913-2	2913-8	2913-12	2913-9	2913-16	2913-17				
2005-2010	JEEP	GRAND CHEROKEE			397-2									
1999-2004	JEEP	GRAND CHEROKEE			393-2									193-2
2008-2014	JEEP	LIBERTY			2912-2	2912-8								
2002-2007	JEEP	LIBERTY	EXCLUDES RENEGADE MODEL		394-2									
2007-2016	JEEP	WRANGLER			2911-2		2911-12	2911-9	2911-16	2911-17	2911-30	2911-41		
2007-2016	JEEP	WRANGLER UNLIMITED			2911-2		2911-12	2911-9	2911-16	2911-17	2911-30	2911-41		
LINCOLN														
2003-2005	LINCOLN	AVIATOR			2136-2									
2006-2008	LINCOLN	MARK LT	BEHIND GRILLE		3132-2	3132-8	3132-12	3132-9	3132-16	3132-17	3132-30	3132-41	3132-59	1132-2
2007-2010	LINCOLN	MKX				2143-8								4143-2
2007-2013	LINCOLN	NAVIGATOR			2140-2	2140-8								
2008-2013	LINCOLN	NAVIGATOR L			2140-2	2140-8								
MAZDA														
1998-2009	MAZDA	B-SERIES PICKUP	METAL HOOD		3120-2									1120-2
1991-1994	MAZDA	NAVAJO			314-2									
2008-2011	MAZDA	TRIBUTE			2142-2	2142-8	2142-12	2142-9	2142-16	2142-17				4142-2
MERCURY														
2008-2011	MERCURY	MARINER			2146-2									
2005-2007	MERCURY	MARINER			3111-2									
2002-2010	MERCURY	MOUNTAINEER			349-2									
1997-2001	MERCURY	MOUNTAINEER			352-2									152-2
NISSAN														
2004-2016	NISSAN	ARMADA			3411-2	3411-8	3411-12	3411-9	3411-16	3411-17	3411-30	3411-41	3411-59	1411-2
2005-2016	NISSAN	FRONTIER			2414-2	2414-8	2414-12	2414-9	2414-16	2414-17	2414-30	2414-41		4414-2
1998-2000	NISSAN	FRONTIER			344-2									
2009-2014	NISSAN	MURANO			2417-2									
2003-2007	NISSAN	MURANO			2413-2									
2008-2012	NISSAN	PATHFINDER			2416-2									
2005-2007	NISSAN	PATHFINDER			2414-2	2414-8	2414-12	2414-9	2414-16	2414-17	2414-30	2414-41		4414-2
1986.5-1995	NISSAN	PATHFINDER			341-2									
1986.5-1997	NISSAN	PICKUP			341-2									
2016-2016	NISSAN	TITAN			2418-2									
2004-2015	NISSAN	TITAN			3411-2	3411-8	3411-12	3411-9	3411-16	3411-17	3411-30	3411-41	3411-59	1411-2

YEARS	MAKE	MODEL	SUB DETAIL	VIGILANTE PREMIUM									LOW PROFILE	
				SMOKE	CHROME	REALTREE MAX-4°	MOSSY OAK NEW BREAK-UP®	MOSSY OAK DUCK BLIND®	REALTREE AP®	FLAG - WITH EAGLE	FLAG - NO EAGLE	CARBON FIBER	SMOKE	
2005-2016	NISSAN	XTERRA		2415-2	2415-8									4415-2
2002-2004	NISSAN	XTERRA		3410-2										
2000-2001	NISSAN	XTERRA		344-2										
OLDSMOBILE														
1996-2001	OLDSMOBILE	BRAVADA		302-2		302-12								
PLYMOUTH														
1996-2000	PLYMOUTH	VOYAGER		326-2										
PONTIAC														
2005-2009	PONTIAC	MONTANA		2038-2										
SATURN														
2005-2008	SATURN	RELAY		2038-2										
SUZUKI														
1987-1998	SUZUKI	SIDEKICK	EXCLUDES SPORT	380-2										
TOYOTA														
2010-2013	TOYOTA	4RUNNER		2322-2	2322-8									
1996-2002	TOYOTA	4RUNNER		334-2										134-2
1989-1995	TOYOTA	4RUNNER		332-2										
2008-2010	TOYOTA	HIGHLANDER		2319-2										
2001-2007	TOYOTA	HIGHLANDER		3311-2										
2008-2010	TOYOTA	HIGHLANDER HYBRID		2319-2										
2006-2007	TOYOTA	HIGHLANDER HYBRID		3311-2										
1989-1994	TOYOTA	PICKUP		332-2										
2006-2012	TOYOTA	RAV4		2317-2										4317-2
2008-2016	TOYOTA	SEQUOIA		2320-2										
2005-2007	TOYOTA	SEQUOIA		2315-2										
2001-2004	TOYOTA	SEQUOIA		339-2										139-2
2004-2010	TOYOTA	SIENNA		2312-2										
1993-1998	TOYOTA	T100		331-2										
2016-2016	TOYOTA	TACOMA		2301-2										
2012-2015	TOYOTA	TACOMA		2323-2	2323-8	2323-12	2323-9	2323-16	2323-17	2323-30	2323-41	2323-59		
2005-2011	TOYOTA	TACOMA		3314-2	3314-8	3314-12	3314-9	3314-16	3314-17	3314-30	3314-41		1314-2	
2001-2004	TOYOTA	TACOMA		338-2										
1995-2000	TOYOTA	TACOMA		333-2										133-2
2014-2016	TOYOTA	TUNDRA		2325-2	2325-8	2325-12	2325-9	2325-16	2325-17	2325-30	2325-41	2325-59		
2007-2013	TOYOTA	TUNDRA	BEHIND GRILLE	2321-2	2321-8	2321-12	2321-9	2321-16	2321-17	2321-30	2321-41	2321-59		
2000-2006	TOYOTA	TUNDRA		339-2										139-2

YEARS	MAKE	MODEL	SUBDETAIL	SNAP-INZ™		TAPE-ONZ™													
				SMOKE		SMOKE		CHROME		CARBON FIBER		MOSSY OAK DUCK BLIND®		MOSSY OAK NEW BREAK-UP®		REALTREE AP®		REALTREE MAX-4®	
				2PC	4PC	2PC	4PC	2PC	4PC	2PC	4PC	2PC	4PC	2PC	4PC	2PC	4PC	2PC	4PC
BUICK																			
2004-2007	BUICK	RAINIER																	
2005-2007	BUICK	TERRAZA																	
CADILLAC																			
2015-2015	CADILLAC	ESCALADE																	
2007-2014	CADILLAC	ESCALADE																	
2002-2006	CADILLAC	ESCALADE																	
1999-2001	CADILLAC	ESCALADE																	
2015-2015	CADILLAC	ESCALADE ESV																	
2007-2014	CADILLAC	ESCALADE ESV																	
2007-2014	CADILLAC	ESCALADE EXT																	
2002-2006	CADILLAC	ESCALADE EXT																	
CHEVROLET																			
1985-2005	CHEVROLET	ASTRO																	
2007-2013	CHEVROLET	AVALANCHE																	
2002-2006	CHEVROLET	AVALANCHE																	
1992-1994	CHEVROLET	BLAZER																	
1976-1991	CHEVROLET	BLAZER																	
1988-1998	CHEVROLET	C1500/K1500	EXTENDED CAB																
1988-1998	CHEVROLET	C1500/K1500	STANDARD CAB																
1973-1987	CHEVROLET	C1500/K1500	STANDARD CAB																
1988-2000	CHEVROLET	C2500/C3500/K2500/K3500	CREW CAB																
1988-2000	CHEVROLET	C2500/C3500/K2500/K3500	EXTENDED CAB																
1988-2000	CHEVROLET	C2500/C3500/K2500/K3500	STANDARD CAB																
1973-1987	CHEVROLET	C2500/C3500/K2500/K3500	STANDARD CAB																
2005-2010	CHEVROLET	COBALT	COUPE																
2005-2010	CHEVROLET	COBALT	SEDAN																
2015-2016	CHEVROLET	COLORADO	CREW CAB																
2004-2012	CHEVROLET	COLORADO	CREW CAB																
2015-2016	CHEVROLET	COLORADO	EXTENDED CAB																
2004-2012	CHEVROLET	COLORADO	STANDARD CAB																
2011-2015	CHEVROLET	CRUZE																	
2010-2016	CHEVROLET	EQUINOX																	
1996-2016	CHEVROLET	EXPRESS VAN																	
2006-2013	CHEVROLET	IMPALA																	
2003-2010	CHEVROLET	KODIAK																	
2008-2012	CHEVROLET	MALIBU																	
1989-1989	CHEVROLET	R2500	CREW CAB																
1989-1991	CHEVROLET	R3500	CREW CAB																
1989-1989	CHEVROLET	R3500	STANDARD CAB																
2001-2005	CHEVROLET	S10	CREW CAB																

YEARS	MAKE	MODEL	SUBDETAIL	SNAP-INZ™		TAPE-ONZ™													
				SMOKE		SMOKE		CHROME		CARBON FIBER		MOSSY OAK DUCK BLIND®		MOSSY OAK NEW BREAK-UP®		REALTREE AP®		REALTREE MAX-4®	
				2PC	4PC	2PC	4PC	2PC	4PC	2PC	4PC	2PC	4PC	2PC	4PC	2PC	4PC	2PC	4PC
1994-2003	CHEVROLET	S10																	
1982-1993	CHEVROLET	S10																	
1995-2005	CHEVROLET	S10 BLAZER	2-DOOR																
1983-1994	CHEVROLET	S10 BLAZER	2-DOOR																
1995-2005	CHEVROLET	S10 BLAZER	4-DOOR																
2014-2016	CHEVROLET	SILVERADO 1500	CREW CAB																
2007-2013	CHEVROLET	SILVERADO 1500	CREW CAB	41062-2	41066-2														
1999-2006	CHEVROLET	SILVERADO 1500	CREW CAB; INCLUDES 2007 CLASSIC	41006-2	41012-2														
2014-2016	CHEVROLET	SILVERADO 1500	DOUBLE CAB																
2007-2013	CHEVROLET	SILVERADO 1500	EXTENDED CAB	41062-2															
1999-2006	CHEVROLET	SILVERADO 1500	EXTENDED CAB; INCLUDES 2007 CLASSIC	41006-2	41012-2														
2014-2016	CHEVROLET	SILVERADO 1500	STANDARD CAB																
2007-2013	CHEVROLET	SILVERADO 1500	STANDARD CAB	41062-2	41066-2														
1999-2006	CHEVROLET	SILVERADO 1500	STANDARD CAB; INCLUDES 2007 CLASSIC	41006-2	41012-2														
2000-2006	CHEVROLET	SILVERADO 1500 HD	CREW CAB		41012-2														
2015-2016	CHEVROLET	SILVERADO 2500	CREW CAB																
2007-2014	CHEVROLET	SILVERADO 2500	CREW CAB	41062-2	41066-2														
2001-2006	CHEVROLET	SILVERADO 2500	CREW CAB; INCLUDES 2007 CLASSIC	41006-2	41012-2														
2015-2016	CHEVROLET	SILVERADO 2500	DOUBLE CAB																
2007-2014	CHEVROLET	SILVERADO 2500	EXTENDED CAB	41062-2															
2001-2006	CHEVROLET	SILVERADO 2500	EXTENDED CAB	41006-2	41012-2														
2015-2016	CHEVROLET	SILVERADO 2500	STANDARD CAB PICKUP																
2007-2014	CHEVROLET	SILVERADO 2500	STANDARD CAB PICKUP	41062-2	41066-2														
1999-2006	CHEVROLET	SILVERADO 2500	STANDARD CAB PICKUP	41006-2	41012-2														
2015-2016	CHEVROLET	SILVERADO 2500 HD	CREW CAB PICKUP																
2007-2014	CHEVROLET	SILVERADO 2500 HD	CREW CAB PICKUP	41062-2	41066-2														
2001-2006	CHEVROLET	SILVERADO 2500 HD	CREW CAB PICKUP; INCLUDES 2007 CLASSIC	41006-2	41012-2														
2015-2016	CHEVROLET	SILVERADO 2500 HD	EXTENDED CAB PICKUP																
2007-2014	CHEVROLET	SILVERADO 2500 HD	EXTENDED CAB PICKUP	41062-2															
2001-2006	CHEVROLET	SILVERADO 2500 HD	EXTENDED CAB PICKUP; INCLUDES 2007 CLASSIC	41006-2															
2007-2014	CHEVROLET	SILVERADO 2500 HD	STANDARD CAB PICKUP	41062-2															
2015-2016	CHEVROLET	SILVERADO 3500	CREW CAB PICKUP																
2007-2014	CHEVROLET	SILVERADO 3500	CREW CAB PICKUP	41062-2	41066-2														
2001-2006	CHEVROLET	SILVERADO 3500	CREW CAB; INCLUDES 2007 CLASSIC	41006-2	41012-2														
2015-2016	CHEVROLET	SILVERADO 3500	DOUBLE CAB																
2007-2014	CHEVROLET	SILVERADO 3500	EXTENDED CAB PICKUP	41062-2															
2001-2007	CHEVROLET	SILVERADO 3500	EXTENDED CAB PICKUP	41006-2	41012-2														
2015-2016	CHEVROLET	SILVERADO 3500	STANDARD CAB PICKUP																
2007-2014	CHEVROLET	SILVERADO 3500	STANDARD CAB PICKUP	41062-2	41066-2														
2001-2006	CHEVROLET	SILVERADO 3500	STANDARD CAB PICKUP	41006-2	41012-2														
1992-1999	CHEVROLET	SUBURBAN			41007-2														

YEARS	MAKE	MODEL	SUBDETAIL	SNAP-INZ™		TAPE-ONZ™															
				SMOKE		SMOKE		CHROME		CARBON FIBER		MOSSY OAK DUCK BLIND®		MOSSY OAK NEW BREAK-UP®		REALTREE AP®		REALTREE MAX-4®			
				2PC	4PC	2PC	4PC	2PC	4PC	2PC	4PC	2PC	4PC	2PC	4PC	2PC	4PC	2PC	4PC		
2015-2016	CHEVROLET	SUBURBAN																			
2007-2014	CHEVROLET	SUBURBAN		41062-2	41066-2			6062-2	6066-2	6062-8	6066-8	6062-59	6066-59	6062-16	6066-16	6062-9	6066-9	6062-17	6066-17	6062-12	6066-12
2000-2006	CHEVROLET	SUBURBAN		41006-2	41012-2			6061-2	6034-2	6061-8	6034-8		6034-59	6061-16	6034-16	6061-9	6034-9	6061-17	6034-17	6061-12	6034-12
1995-1999	CHEVROLET	TAHOE	2-DOOR ONLY					6005-2													
2000-2006	CHEVROLET	TAHOE	4-DOOR						6028-2												
1995-2000	CHEVROLET	TAHOE	4-DOOR	41005-2	41007-2			6005-2	6009-2	6005-8	6009-8				6009-16		6009-9		6009-17		6009-12
2015-2016	CHEVROLET	TAHOE							60113-2		60113-8				60113-16		60113-9		60113-17		60113-12
2007-2014	CHEVROLET	TAHOE			41064-2				6064-2		6064-8	6064-59			6064-16		6064-9		6064-17		6064-12
2000-2006	CHEVROLET	TAHOE			41028-2						6028-8										
1995-1999	CHEVROLET	TAHOE									6009-8										
2002-2009	CHEVROLET	TRAILBLAZER							6040-2		6040-8										
2002-2009	CHEVROLET	TRAILBLAZER EXT							6042-2												
2006-2009	CHEVROLET	TRAILBLAZER SS							6040-2		6040-8										
2009-2016	CHEVROLET	TRAVERSE							6091-2		6091-8										
2005-2009	CHEVROLET	UPLANDER						6022-2													
CHRYSLER																					
2011-2014	CHRYSLER	200							6265-2												
2011-2016	CHRYSLER	300							6262-2		6262-8										
2007-2010	CHRYSLER	ASPEN							6228-2												
2004-2009	CHRYSLER	PACIFICA							6232-2												
2001-2010	CHRYSLER	PT CRUISER							6225-2												
2007-2010	CHRYSLER	SEBRING							6265-2												
2008-2016	CHRYSLER	TOWN & COUNTRY						6244-2	6247-2												
1996-2007	CHRYSLER	TOWN & COUNTRY						6211-2													
DODGE																					
2007-2012	DODGE	CALIBER	HATCHBACK						6268-2												
2008-2016	DODGE	CARAVAN						6244-2	6247-2												
1996-2007	DODGE	CARAVAN						6211-2													
2005-2010	DODGE	DAKOTA	CLUB CAB						6238-2												
1997-2004	DODGE	DAKOTA	EXTENDED CAB						6207-2												
2005-2011	DODGE	DAKOTA	QUAD CAB						6236-2												
2000-2004	DODGE	DAKOTA	QUAD CAB						6217-2												
1997-2004	DODGE	DAKOTA	STANDARD CAB					6205-2													
2011-2016	DODGE	DURANGO							6259-2												
2004-2010	DODGE	DURANGO							6228-2												
1998-2003	DODGE	DURANGO							6209-2												
2008-2016	DODGE	JOURNEY							6256-2												
2007-2011	DODGE	NITRO							6243-2												
2009-2016	DODGE	RAM 1500	CREW CAB		41253-2				6253-2		6253-8	6253-59		6253-16		6253-9		6253-17		6253-12	
2006-2008	DODGE	RAM 1500	CREW CAB		41222-2																
2002-2008	DODGE	RAM 1500	CREW CAB							6218-8	6222-8										

YEARS	MAKE	MODEL	SUBDETAIL	SNAP-INZ™		TAPE-ONZ™														
				SMOKE		SMOKE		CHROME		CARBON FIBER		MOSSY OAK DUCK BLIND®		MOSSY OAK NEW BREAK-UP®		REALTREE AP®		REALTREE MAX-4®		
				2PC	4PC	2PC	4PC	2PC	4PC	2PC	4PC	2PC	4PC	2PC	4PC	2PC	4PC	2PC	4PC	
1994-2001	DODGE	RAM 1500	CREW CAB	41201-2				6201-2	6212-2	6201-8										
2006-2008	DODGE	RAM 1500	MEGA CAB						6240-2											
2009-2016	DODGE	RAM 1500	QUAD CAB		41251-2				6251-2		6251-8		6251-59		6251-16		6251-9		6251-17	6251-12
2002-2008	DODGE	RAM 1500	QUAD CAB					6218-8	6222-2	6218-8				6222-16		6222-9		6222-17	6222-12	
1994-2001	DODGE	RAM 1500	QUAD CAB	41201-2					6203-2	6201-8	6203-8									
2009-2016	DODGE	RAM 1500	STANDARD CAB					6248-2												
2002-2008	DODGE	RAM 1500	STANDARD CAB					6218-2												
1994-2001	DODGE	RAM 1500	STANDARD CAB	41201-2						6201-8										
2010-2016	DODGE	RAM 2500/3500	CREW CAB		41253-2				6253-2		6253-8		6253-59		6253-16		6253-9		6253-17	6253-12
2003-2009	DODGE	RAM 2500/3500	CREW CAB		41222-2					6218-8	6222-8									
1994-2002	DODGE	RAM 2500/3500	CREW CAB; EXCLUDES TOWING MIRROR	41201-4				6201-2		6201-8										
2010-2016	DODGE	RAM 2500/3500	MEGA CAB		41253-2				6253-2		6253-8		6253-59		6253-16		6253-9		6253-17	6253-12
2006-2009	DODGE	RAM 2500/3500	MEGA CAB						6240-2											
2010-2016	DODGE	RAM 2500/3500	QUAD CAB																	
2003-2009	DODGE	RAM 2500/3500	QUAD CAB					6218-2	6222-2	6218-8				6222-16		6222-9		6222-17	6222-12	
1994-2002	DODGE	RAM 2500/3500	QUAD CAB; EXCLUDES TOWING MIRROR	41201-3				6201-2		6201-8										
2010-2016	DODGE	RAM 2500/3500	STANDARD CAB					6248-2												
2003-2009	DODGE	RAM 2500/3500	STANDARD CAB					6218-2												
1994-2002	DODGE	RAM 2500/3500	STANDARD CAB; EXCLUDES TOWING MIRROR	41201-2				6201-2		6201-8										
FORD																				
1980-1996	FORD	BRONCO						6102-2		6102-8										
2004-2004	FORD	ECOSPORT BRAZIL							6909-2											
2007-2014	FORD	EDGE							6171-2		6171-8									
2008-2012	FORD	ESCAPE									6178-8									
2001-2007	FORD	ESCAPE							6150-2											
2008-2012	FORD	ESCAPE HYBRID									6178-8									
2005-2007	FORD	ESCAPE HYBRID							6150-2											
2000-2005	FORD	EXCURSION							6136-2											
1997-2016	FORD	EXPEDITION				41128-2			6140-2		6140-8									
2007-2014	FORD	EXPEDITION XL				41128-2			6140-2		6140-8									
2002-2010	FORD	EXPLORER	4-DOOR						6153-2		6153-8									
1991-2001	FORD	EXPLORER	4-DOOR, VEHICLE PERMITS IN-CHANNEL VENTVISOR ONLY						6111-2											
2011-2016	FORD	EXPLORER							6194-2		6194-8		6194-59							
2007-2011	FORD	EXPLORER SPORT TRAC							6169-2											
2001-2005	FORD	EXPLORER SPORT TRAC							6111-2											
1997-2003	FORD	F-150	EXTENDED CAB						6121-2	6103-8	6121-8									
1980-1996	FORD	F-150	EXTENDED CAB							6102-8										
2004-2004	FORD	F-150	EXTENDED CAB; HERITAGE MODEL							6103-8	6121-8									
2009-2014	FORD	F-150	STANDARD CAB	41156-2				6156-2		6156-8		6156-59								
2004-2008	FORD	F-150	STANDARD CAB; EXCLUDES 04 HERITAGE					6155-2		6155-8										
1997-2003	FORD	F-150	STANDARD CAB					6103-2		6103-8										

YEARS	MAKE	MODEL	SUBDETAIL	SNAP-INZ™		TAPE-ONZ™														
				SMOKE		SMOKE		CHROME		CARBON FIBER		MOSSY OAK DUCK BLIND®		MOSSY OAK NEW BREAK-UP®		REALTREE AP®		REALTREE MAX-4®		
				2PC	4PC	2PC	4PC	2PC	4PC	2PC	4PC	2PC	4PC	2PC	4PC	2PC	4PC	2PC	4PC	
2004-2004	FORD	F-150	STANDARD CAB; HERITAGE MODEL																	
1980-1996	FORD	F-150	STANDARD CAB					6102-2		6102-8										
2015-2016	FORD	F-150	SUPERCAB						60102-2		61102-8				61102-16		61102-9		61102-17	61102-12
2004-2014	FORD	F-150	SUPERCAB	41156-2	41160-2			6156-2	6160-2	6156-8	6160-8	6156-59	6160-59		6160-16		6160-9		6160-17	6160-12
2015-2016	FORD	F-150	SUPERCREW						61100-2		61100-8		61100-59		61100-16		61100-9		61100-17	61100-12
2009-2014	FORD	F-150	SUPERCREW	41156-2	41184-2			6156-2	6184-2	6156-8	6184-8	6156-59	6184-59		6184-16		6184-9		6184-17	6184-12
2004-2008	FORD	F-150	SUPERCREW		41158-2			6156-2	6158-2	6156-8	6158-8	6156-59	6158-59		6158-16		6158-9		6158-17	6158-12
2004-2008	FORD	F-150	SUPERCAB		41160-2			6156-2	6160-2	6156-8	6160-8	6156-59	6160-59		6160-16		6160-9		6160-17	6160-12
2001-2003	FORD	F-150	SUPERCREW		41142-2				6142-2	6103-8	6142-8									
2011-2014	FORD	F-150 SVT RAPTOR	SUPERCREW	41156-2	41184-2			6156-2	6184-2	6156-8	6184-8	6156-59	6184-59		6184-16		6184-9		6184-17	6184-12
2010-2014	FORD	F-150 SVT RAPTOR	EXTENDED CAB		41160-2			6156-2	6160-2	6156-8	6160-8	6156-59	6160-59		6160-16		6160-9		6160-17	6160-12
1999-2016	FORD	F-350 SUPER DUTY	CREW CAB	41105-2	41123-2			6105-2	6123-2	6105-8	6123-8	6105-59	6123-59		6123-16		6123-9		6123-17	6123-12
1980-1998	FORD	F-350 SUPER DUTY	CREW CAB					6102-2		6102-8										
1999-2016	FORD	F-350 SUPER DUTY	EXTENDED CAB	41105-2				6105-2	6120-2	6105-8	6120-8	6105-59	6120-59		6120-16		6120-9		6120-17	6120-12
1980-1998	FORD	F-350 SUPER DUTY	EXTENDED CAB					6102-2		6102-8										
1999-2016	FORD	F-350 SUPER DUTY	STANDARD CAB	41105-2				6105-2		6105-8		6105-59								
1980-1998	FORD	F-350 SUPER DUTY	STANDARD CAB					6102-2												
1999-2016	FORD	F-450 SUPER DUTY	CREW CAB	41105-2	41123-2			6105-2	6123-2	6105-8	6123-8	6105-59	6123-59		6123-16		6123-9		6123-17	6123-12
1999-2016	FORD	F-450 SUPER DUTY	STANDARD CAB	41105-2				6105-2		6105-8		6105-59								
1999-2016	FORD	F-550 SUPER DUTY	CREW CAB	41105-2	41123-2			6105-2	6123-2	6105-8	6123-8	6105-59	6123-59		6123-16		6123-9		6123-17	6123-12
1999-2016	FORD	F-550 SUPER DUTY	STANDARD CAB	41105-2				6105-2		6105-8		6105-59								
1999-2016	FORD	F650	STANDARD CAB	41105-2				6105-2		6105-8		6105-59								
1999-2016	FORD	F750	STANDARD CAB	41105-2				6105-2		6105-8		6105-59								
2009-2016	FORD	FLEX							6181-2											
2008-2011	FORD	FOCUS	SEDAN						6187-2											
2012-2016	FORD	FOCUS							6197-2											
2004-2008	FORD	FREESTAR						6118-2												
2006-2012	FORD	FUSION							6190-2											
1993-1998	FORD	RANGER	EXTENDED CAB						6128-2											
1993-2011	FORD	RANGER	STANDARD CAB					6113-2												
2010-2016	FORD	TAURUS							6191-2											
1992-2006	FORD	VAN						6154-2												
1995-1997	FORD	WINDSTAR						6118-2												
GMC																				
2007-2016	GMC	ACADIA							6076-2		6076-8									
1988-1998	GMC	C1500/K1500	EXTENDED CAB	41005-2				6005-2	6007-2	6005-8	6007-8			6007-16		6007-9		6007-17	6007-12	
1988-1998	GMC	C1500/K1500	STANDARD CAB	41005-2				6005-2		6005-8										
1992-1999	GMC	SUBURBAN									6009-8									6009-12
1988-2000	GMC	C2500/C3500/K2500/K3500	CREW CAB	41005-2	41007-2			6005-2	6009-2	6005-8	6009-8			6009-16		6009-9		6009-17	6009-12	
1988-2000	GMC	C2500/C3500/K2500/K3500	EXTENDED CAB	41005-2				6005-2	6007-2	6005-8	6007-8			6007-16		6007-9		6007-17	6007-12	
1988-2000	GMC	C2500/C3500/K2500/K3500	STANDARD CAB	41005-2				6005-2		6005-8										

YEARS	MAKE	MODEL	SUBDETAIL	SNAP-INZ™		TAPE-ONZ™																
				SMOKE		SMOKE		CHROME		CARBON FIBER		MOSSY OAK DUCK BLIND®		MOSSY OAK NEW BREAK-UP®		REALTREE AP®		REALTREE MAX-4®				
				2PC	4PC	2PC	4PC	2PC	4PC	2PC	4PC	2PC	4PC	2PC	4PC	2PC	4PC	2PC	4PC			
2015-2016	GMC	CANYON	CREW CAB										60118-16		60118-9		60118-17		60118-12			
2004-2012	GMC	CANYON	CREW CAB																			
2015-2016	GMC	CANYON	EXTENDED CAB			60120-2		60120-8				60120-16		60120-9		60120-17		60120-12				
2004-2012	GMC	CANYON	STANDARD CAB			6049-2																
2002-2009	GMC	ENVOY																				
1998-2001	GMC	ENVOY																				
2002-2009	GMC	ENVOY XL																				
2004-2006	GMC	ENVOY XUV																				
1992-1994	GMC	JIMMY																				
1976-1991	GMC	JIMMY						6002-2														
1995-2005	GMC	S15 JIMMY	2-DOOR					6016-2														
1983-1994	GMC	S15 JIMMY	2-DOOR					6013-2														
1995-2005	GMC	S15 JIMMY	4-DOOR							6020-2												
1985-2005	GMC	SAFARI						6013-2														
1996-2015	GMC	SAVANA VAN						6134-2														
2014-2016	GMC	SIERRA 1500	CREW CAB					60102-2		60102-8			60102-16		60102-9		60102-17		60102-12			
2007-2013	GMC	SIERRA 1500	CREW CAB	41062-2	41066-2			6062-2	6066-2	6062-8	6066-8	6062-59	6066-59	6062-16	6066-16	6062-9	6066-9	6062-17	6066-17	6062-12	6066-12	
1999-2006	GMC	SIERRA 1500	CREW CAB; INCLUDES 2007 CLASSIC	41006-2	41012-2			6061-2	6034-2	6061-8	6034-8		6034-59	6061-16	6034-16	6061-9	6034-9	6061-17	6034-17	6061-12	6034-12	
2014-2016	GMC	SIERRA 1500	DOUBLE CAB						60105-2		60105-8		60105-59		60105-16		60105-9		60105-17		60105-12	
2007-2013	GMC	SIERRA 1500	EXTENDED CAB	41062-2				6062-2	6068-2	6062-8	6068-8	6062-59	6068-59	6062-16	6068-16	6062-9	6068-9	6062-17	6068-17	6062-12	6068-12	
1999-2006	GMC	SIERRA 1500	EXTENDED CAB; INCLUDES 2007 CLASSIC	41006-2	41012-2			6061-2	6034-2	6061-8	6034-8		6034-59	6061-16	6034-16	6061-9	6034-9	6061-17	6034-17	6061-12	6034-12	
2014-2016	GMC	SIERRA 1500	STANDARD CAB					60106-2		60106-8				60106-16		60106-9		60106-17		60106-12		
2007-2013	GMC	SIERRA 1500	STANDARD CAB	41062-2	41066-2			6062-2	6066-2	6062-8	6066-8	6062-59	6066-59	6062-16	6066-16	6062-9	6066-9	6062-17	6066-17	6062-12	6066-12	
1999-2006	GMC	SIERRA 1500	STANDARD CAB; INCLUDES 2007 CLASSIC	41006-2																6061-12		
2001-2006	GMC	SIERRA 1500 HD	CREW CAB		41012-2																6034-12	
2015-2016	GMC	SIERRA 2500/3500	CREW CAB						60102-2		60102-8			60102-16		60102-9		60102-17		60102-12		
2007-2014	GMC	SIERRA 2500/3500	CREW CAB	41062-2	41066-2			6062-2	6066-2	6062-8	6066-8	6062-59	6066-59	6062-16	6066-16	6062-9	6066-9	6062-17	6066-17	6062-12	6066-12	
2001-2006	GMC	SIERRA 2500/3500	CREW CAB; INCLUDES 2007 CLASSIC	41006-2	41012-2			6061-2	6034-2	6061-8	6034-8		6034-59	6061-16	6034-16	6061-9	6034-9	6061-17	6034-17	6061-12	6034-12	
2015-2016	GMC	SIERRA 2500/3500	DOUBLE CAB						60105-2		60105-8		60105-59		60105-16		60105-9		60105-17		60105-12	
2007-2014	GMC	SIERRA 2500/3500	EXTENDED CAB	41062-2				6062-2	6068-2	6062-8	6068-8	6062-59	6068-59	6062-16	6068-16	6062-9	6068-9	6062-17	6068-17	6062-12	6068-12	
2001-2006	GMC	SIERRA 2500/3500	EXTENDED CAB; INCLUDES 2007 CLASSIC	41006-2	41012-2			6061-2	6034-2	6061-8	6034-8		6034-59	6061-16	6034-16	6061-9	6034-9	6061-17	6034-17	6061-12	6034-12	
2015-2016	GMC	SIERRA 2500/3500	STANDARD CAB					60106-2		60106-8				60106-16		60106-9		60106-17		60106-12		
2007-2014	GMC	SIERRA 2500/3500	STANDARD CAB	41062-2	41066-2			6062-2	6066-2	6062-8	6 066-8	6062-59	6066-59	6062-16	6066-16	6062-9	6066-9	6062-17	6066-17	6062-12	6066-12	
2001-2006	GMC	SIERRA 2500/3500	STANDARD CAB; INCLUDES 2007 CLASSIC	41006-2	41012-2			6061-2	6034-2	6061-8	6034-8		6034-59	6061-16	6034-16	6061-9	6034-9	6061-17	6034-17	6061-12	6034-12	
2001-2005	GMC	SONOMA	CREW CAB						6029-2													
1994-2003	GMC	SONOMA							6016-2													
1982-1993	GMC	SONOMA							6013-2													
2010-2016	GMC	TERRAIN							6089-2		6089-8											
2003-2014	GMC	TOPKICK	STANDARD CAB						6134-2													
2015-2016	GMC	YUKON							60113-2		60113-8			60113-16		60113-9		60113-17		60113-12		
2007-2014	GMC	YUKON			41064-2				6064-2		6064-8	6064-59		6064-16		6064-9		6064-17		6064-12		

YEARS	MAKE	MODEL	SUBDETAIL	SNAP-INZ™		TAPE-ONZ™															
				SMOKE		SMOKE		CHROME		CARBON FIBER		MOSSY OAK DUCK BLIND®		MOSSY OAK NEW BREAK-UP®		REALTREE AP®		REALTREE MAX-4®			
				2PC	4PC	2PC	4PC	2PC	4PC	2PC	4PC	2PC	4PC	2PC	4PC	2PC	4PC	2PC	4PC		
2000-2006	GMC	YUKON	4-DOOR		41028-2																
1995-1999	GMC	YUKON	4-DOOR	41005-2	41007-2									6009-16		6009-9		6009-17		6009-12	
1992-1999	GMC	YUKON	2-DOOR																		
2015-2016	GMC	YUKON XL												60115-16		60115-9		60115-17		60115-12	
2007-2014	GMC	YUKON XL		41062-2	41066-2									6062-16	6066-16	6062-9	6066-9	6062-17	6066-17	6062-12	6066-12
2000-2006	GMC	YUKON XL		41006-2	41012-2									6061-16	6034-16	6061-9	6034-9	6061-17	6034-17	6061-12	6034-12
HONDA																					
2008-2012	HONDA	ACCORD	SEDAN																		
2003-2007	HONDA	ACCORD	SEDAN																		
2012-2015	HONDA	CIVIC	COUPE																		
2006-2011	HONDA	CIVIC	COUPE																		
2012-2015	HONDA	CIVIC	SEDAN																		
2006-2011	HONDA	CIVIC	SEDAN																		
2001-2005	HONDA	CIVIC																			
2007-2011	HONDA	CR-V																			
2005-2007	HONDA	ODYSSEY																			
HYUNDAI																					
2011-2015	HYUNDAI	ELANTRA	EXCLUDES GT;SEDAN																		
2007-2012	HYUNDAI	SANTA FE																			
INFINITI																					
1996-2004	INFINITI	QX4																			
ISUZU																					
2004-2008	ISUZU	ASCENDER	5 PASSENGER																		
2003-2008	ISUZU	ASCENDER	7 PASSENGER																		
2004-2010	ISUZU	D-MAX	DOUBLE CAB																		
1996-2001	ISUZU	HOMBRE																			
JEEP																					
2011-2015	JEEP	COMPASS																			
2011-2015	JEEP	GRAND CHEROKEE																			
2005-2010	JEEP	GRAND CHEROKEE																			
1999-2004	JEEP	GRAND CHEROKEE																			
2008-2014	JEEP	LIBERTY																			
2007-2015	JEEP	PATRIOT																			
2007-2016	JEEP	WRANGLER 2-DOOR ONLY																			
2007-2016	JEEP	WRANGLER UNLIMITED																			
LINCOLN																					
2003-2010	LINCOLN	AVIATOR																			
2002-2003	LINCOLN	BLACKWOOD	CREW CAB																		
2006-2008	LINCOLN	MARK LT	CREW CAB		41158-2															6158-12	
2007-2015	LINCOLN	MKX																			
2007-2012	LINCOLN	MKZ																			

YEARS	MAKE	MODEL	SUBDETAIL	SNAP-INZ™		TAPE-ONZ™													
				SMOKE		SMOKE		CHROME		CARBON FIBER		MOSSY OAK DUCK BLIND®		MOSSY OAK NEW BREAK-UP®		REALTREE AP®		REALTREE MAX-4®	
				2PC	4PC	2PC	4PC	2PC	4PC	2PC	4PC	2PC	4PC	2PC	4PC	2PC	4PC	2PC	4PC
2003-2006	LINCOLN	NAVIGATOR			41128-2														
1998-2015	LINCOLN	NAVIGATOR								6140-2		6140-8							
2008-2014	LINCOLN	NAVIGATOR L										6140-8							
2006-2006	LINCOLN	ZEPHYR								6190-2									
MAZDA																			
1994-2010	MAZDA	B-SERIES	STANDARD CAB							6113-2									
2008-2012	MAZDA	TRIBUTE									6150-2		6178-8						
MERCURY																			
2005-2012	MERCURY	MARINER									6150-2		6178-8						
2006-2010	MERCURY	MILAN									6190-2								
2004-2007	MERCURY	MONTEREY								6118-2									
2002-2010	MERCURY	MOUNTAINEER									6153-2		6153-8						
1997-2001	MERCURY	MOUNTAINEER									6111-2								
1999-2002	MERCURY	VILLAGER								6135-2									
NISSAN																			
2007-2012	NISSAN	ALTIMA	SEDAN								6436-2								
2004-2015	NISSAN	ARMADA									6414-2		6414-8						
2016-2016	NISSAN	FRONTIER									61104-2								
2005-2015	NISSAN	FRONTIER	CREW CAB								6427-2								
2000-2004	NISSAN	FRONTIER	CREW CAB								6411-2								
2005-2015	NISSAN	FRONTIER	DOUBLE CAB								6427-2								
2005-2015	NISSAN	FRONTIER	KING CAB							6246-2									
2009-2015	NISSAN	MAXIMA									6439-2								
2009-2014	NISSAN	MURANO									6433-2								
2000-2004	NISSAN	NAVARA	CREW CAB								6411-2								
2005-2015	NISSAN	NAVARA	DOUBLE CAB								6427-2								
1996-2004	NISSAN	PATHFINDER	4-DOOR								6407-2								
2005-2012	NISSAN	PATHFINDER				41425-2					6425-2								
1999-2002	NISSAN	QUEST								6135-2									
2009-2013	NISSAN	ROGUE									6442-2								
2014-2015	NISSAN	ROGUE SELECT									6442-2								
2004-2015	NISSAN	TITAN	CREW CAB								6416-2		6416-8		6416-59				
2004-2015	NISSAN	TITAN	EXTENDED CAB								6418-2								
2004-2015	NISSAN	TITAN	KING CAB							6412-2									
2005-2015	NISSAN	XTERRA									6430-2								
2000-2004	NISSAN	XTERRA									6409-2								
OLDSMOBILE																			
2002-2004	OLDSMOBILE	BRAVADA									6038-2								
1996-2001	OLDSMOBILE	BRAVADA									6020-2								
PLYMOUTH																			
2001-2003	PLYMOUTH	VOYAGER									6211-2								

YEARS	MAKE	MODEL	SUBDETAIL	SNAP-INZ™		TAPE-ONZ™													
				SMOKE		SMOKE		CHROME		CARBON FIBER		MOSSY OAK DUCK BLIND®		MOSSY OAK NEW BREAK-UP®		REALTREE AP®		REALTREE MAX-4®	
				2PC	4PC	2PC	4PC	2PC	4PC	2PC	4PC	2PC	4PC	2PC	4PC	2PC	4PC	2PC	4PC
PONTIAC																			
2005-2010	PONTIAC	G5	COUPE																
2005-2009	PONTIAC	MONTANA																	
2009-2010	PONTIAC	VIBE																	
SAAB																			
2002-2009	SAAB	9-7X																	
SATURN																			
2007-2010	SATURN	OUTLOOK																	
2005-2008	SATURN	RELAY																	
TOYOTA																			
2010-2016	TOYOTA	4RUNNER																	
2012-2014	TOYOTA	CAMRY																	
2007-2011	TOYOTA	CAMRY																	
2009-2013	TOYOTA	COROLLA																	
2003-2008	TOYOTA	COROLLA																	
2008-2013	TOYOTA	HIGHLANDER																	
2008-2013	TOYOTA	HIGHLANDER HYBRID																	
2005-2015	TOYOTA	HILUX	DOUBLE CAB																
2009-2013	TOYOTA	MATRIX																	
2006-2012	TOYOTA	RAV4																	
2008-2015	TOYOTA	SEQUOIA																	
2011-2015	TOYOTA	SIENNA																	
2004-2009	TOYOTA	SIENNA																	
2016-2016	TOYOTA	TACOMA	CREW CAB																
2016-2016	TOYOTA	TACOMA	EXTENDED																
2005-2015	TOYOTA	TACOMA	ACCESS CAB																
2005-2015	TOYOTA	TACOMA	CREW CAB																
2005-2015	TOYOTA	TACOMA	DOUBLE CAB																
2005-2015	TOYOTA	TACOMA	EXTENDED CAB																
1995-2004	TOYOTA	TACOMA	EXTENDED CAB																
2005-2015	TOYOTA	TACOMA	STANDARD CAB																
1995-2004	TOYOTA	TACOMA	STANDARD CAB																
2007-2016	TOYOTA	TUNDRA	CREWMAX																
2007-2016	TOYOTA	TUNDRA	DOUBLE CAB																
2004-2006	TOYOTA	TUNDRA	DOUBLE CAB																
2000-2006	TOYOTA	TUNDRA	EXTENDED CAB																
2007-2016	TOYOTA	TUNDRA	STANDARD CAB																
2009-2016	TOYOTA	VENZA																	
2007-2011	TOYOTA	YARIS	SEDAN																

YEARS	MAKE	MODEL	SUBMODEL	BED TYPE	ORIGINAL RIDERZ™						RUFF RIDERZ™						TRAIL RIDERZ™							
					SMOOTH BLACK	TEXTURED BLACK	MOSSY OAK® DB	MOSSY OAK® BU	REALTREE® MAX-4	REALTREE® AP	SMOOTH BLACK	TEXTURED BLACK	MOSSY OAK® DB	MOSSY OAK® BU	REALTREE® MAX-4	REALTREE® AP	SMOOTH BLACK	TEXTURED BLACK	MOSSY OAK® DB	MOSSY OAK® BU	REALTREE® MAX-4	REALTREE® AP		
CHEVROLET																								
1992-1994	CHEVROLET	BLAZER			8601-2	8601-5	8601-16	8601-9	8601-12	8601-17		8401-2	8401-5	8401-16	8401-9	8401-12	8401-17							
1988-1998	CHEVROLET	C1500/C2500/C3500	FLEETSIDE	FLEETSIDE	8601-2	8601-5	8601-16	8601-9	8601-12	8601-17		8401-2	8401-5	8401-16	8401-9	8401-12	8401-17							
1988-1998	CHEVROLET	K1500/K2500/K3500	FLEETSIDE	FLEETSIDE	8601-2	8601-5	8601-16	8601-9	8601-12	8601-17		8401-2	8401-5	8401-16	8401-9	8401-12	8401-17							
2014-2016	CHEVROLET	SILVERADO 1500	69.3IN/78.8IN/97.8IN	FLEETSIDE	8626-2	8626-5	8626-16	8626-9	8626-12	8626-17		8426-2	8426-5	8426-16	8426-9	8426-12	8426-17	8526-2	8526-5	8526-12	8526-17	8526-9	8526-16	
2007-2013	CHEVROLET	SILVERADO 1500	69.3IN/78.7IN/97.6IN	FLEETSIDE	8612-2	8612-5	8612-16	8612-9	8612-12	8612-17		8412-2	8412-5	8412-16	8412-9	8412-12	8412-17	8512-2	8512-5	8512-12	8512-17	8512-9	8512-16	
1999-2006	CHEVROLET	SILVERADO 1500	68.4IN/69.2IN/78.0IN/96.0IN INCLUDES 2007 CLASSIC	FLEETSIDE	8608-2	8608-5	8608-16	8608-9	8608-12	8608-17		8408-2	8408-5	8408-16	8408-9	8408-12	8408-17	8508-2	8508-5	8508-12	8508-17	8508-9	8508-16	
2001-2006	CHEVROLET	SILVERADO 1500 HD	68.4IN/69.2IN/78.0IN/96.0IN INCLUDES 2007 CLASSIC	FLEETSIDE	8608-2	8608-5	8608-16	8608-9	8608-12	8608-17		8408-2	8408-5	8408-16	8408-9	8408-12	8408-17	8508-2	8508-5	8508-12	8508-17	8508-9	8508-16	
2003-2006	CHEVROLET	SILVERADO 1500 SS	68.4IN/69.2IN/78.0IN/96.0IN	FLEETSIDE	8608-2	8608-5	8608-16	8608-9	8608-12	8608-17		8408-2	8408-5	8408-16	8408-9	8408-12	8408-17	8508-2	8508-5	8508-12	8508-17	8508-9	8508-16	
1999-2004	CHEVROLET	SILVERADO 2500	78.0IN/96.0IN	FLEETSIDE	8608-2	8608-5	8608-16	8608-9	8608-12	8608-17		8408-2	8408-5	8408-16	8408-9	8408-12	8408-17	8508-2	8508-5	8508-12	8508-17	8508-9	8508-16	
2015-2016	CHEVROLET	SILVERADO 2500 HD	78.8IN/97.8IN	FLEETSIDE	8626-2	8626-5	8626-16	8626-9	8626-12	8626-17		8426-2	8426-5	8426-16	8426-9	8426-12	8426-17	8526-2	8526-5	8526-12	8526-17	8526-9	8526-16	
2007-2014	CHEVROLET	SILVERADO 2500 HD	78.7IN/97.6IN	FLEETSIDE	8612-2	8612-5	8612-16	8612-9	8612-12	8612-17		8412-2	8412-5	8412-16	8412-9	8412-12	8412-17	8512-2	8512-5	8512-12	8512-17	8512-9	8512-16	
2001-2007	CHEVROLET	SILVERADO 2500 HD	78.0IN/96.0IN	FLEETSIDE	8608-2	8608-5	8608-16	8608-9	8608-12	8608-17		8408-2	8408-5	8408-16	8408-9	8408-12	8408-17	8508-2	8508-5	8508-12	8508-17	8508-9	8508-16	
2014-2016	CHEVROLET	SILVERADO 3500 HD	78.8IN/97.8IN	FLEETSIDE	8626-2	8626-5	8626-16	8626-9	8626-12	8626-17		8426-2	8426-5	8426-16	8426-9	8426-12	8426-17	8526-2	8526-5	8526-12	8526-17	8526-9	8526-16	
2007-2013	CHEVROLET	SILVERADO 3500 HD	78.7IN/97.6IN	FLEETSIDE	8612-2	8612-5	8612-16	8612-9	8612-12	8612-17		8412-2	8412-5	8412-16	8412-9	8412-12	8412-17	8512-2	8512-5	8512-12	8512-17	8512-9	8512-16	
2001-2007	CHEVROLET	SILVERADO 3500 HD	78.0IN/96.0IN	FLEETSIDE	8608-2	8608-5	8608-16	8608-9	8608-12	8608-17		8408-2	8408-5	8408-16	8408-9	8408-12	8408-17	8508-2	8508-5	8508-12	8508-17	8508-9	8508-16	
2000-2006	CHEVROLET	SUBURBAN										8407-2	8407-5	8407-16	8407-9	8407-12	8407-17							
1995-1999	CHEVROLET	TAHOE			8601-2	8601-5	8601-16	8601-9	8601-12	8601-17		8401-2	8401-5	8401-16	8401-9	8401-12	8401-17							
DODGE																								
2009-2016	DODGE	RAM 1500	67.4/76.3/96.3IN, WORKS W/METAL FRONT BUMPERS ONLY	FLEETSIDE	8620-2	8620-5	8620-16	8620-9	8620-12	8620-17		8420-2	8420-5	8420-16	8420-9	8420-12	8420-17							
2009-2016	DODGE	RAM 1500	COMPATIBLE WITH PLASTIC FRONT BUMPER MODELS ONLY		8621-2	8621-5	8621-16	8621-9	8621-12	8621-17		8421-2	8421-5	8421-16	8421-9	8421-12	8421-17	8521-2	8521-5	8521-12	8521-17	8521-9	8521-16	
2002-2008	DODGE	RAM 1500	75.9IN/76.3IN/78.0IN	FLEETSIDE	8606-2	8606-5	8606-16	8606-9	8606-12	8606-17		8406-2	8406-5	8406-16	8406-9	8406-12	8406-17	8506-2	8506-5	8506-12	8506-17	8506-9	8506-16	
2002-2008	DODGE	RAM 1500	96.0IN/97.9IN/98.3IN	FLEETSIDE	8619-2	8619-5	8619-16	8619-9	8619-12	8619-17		8419-2	8419-5	8419-16	8419-9	8419-12	8419-17	8519-2	8519-5	8519-12	8519-17	8519-9	8519-16	
1994-2001	DODGE	RAM 1500	78.0IN/96.0IN	FLEETSIDE	8605-2	8605-5	8605-16	8605-9	8605-12	8605-17		8405-2	8405-5	8405-16	8405-9	8405-12	8405-17	8505-2	8505-5	8505-12	8505-17	8505-9	8505-16	
2010-2016	DODGE	RAM 2500/3500	76.3IN/98.3IN; COMPATIBLE WITH DUALLY MODELS	FLEETSIDE	8623-2	8623-5	8623-16	8623-9	8623-12	8623-17		8423-2	8423-5	8423-16	8423-9	8423-12	8423-17	8523-2	8523-5	8523-12	8523-17	8523-9	8523-16	
2003-2009	DODGE	RAM 2500/3500	75.9IN/76.3IN/78.0IN	FLEETSIDE	8606-2	8606-5	8606-16	8606-9	8606-12	8606-17		8406-2	8406-5	8406-16	8406-9	8406-12	8406-17	8506-2	8506-5	8506-12	8506-17	8506-9	8506-16	
2003-2009	DODGE	RAM 2500/3500	96.0IN/97.9IN/98.3IN; EXCLUDES DUALLY	FLEETSIDE	8619-2	8619-5	8619-16	8619-9	8619-12	8619-17		8419-2	8419-5	8419-16	8419-9	8419-12	8419-17	8519-2	8519-5	8519-12	8519-17	8519-9	8519-16	
1994-2002	DODGE	RAM 2500/3500	78.0IN/96.0IN	FLEETSIDE	8605-2	8605-5	8605-16	8605-9	8605-12	8605-17		8405-2	8405-5	8405-16	8405-9	8405-12	8405-17	8505-2	8505-5	8505-12	8505-17	8505-9	8505-16	
FORD																								
2015-2016	FORD	F-150	67.1/78.9/97.6IN, EXCLUDES MODELS W/ TECHNOLOGY PKG	STYLESIDE	8632-2	8632-5	8632-16	8632-9	8632-12	8632-17		8432-2	8432-5	8432-16	8432-9	8432-12	8432-17	8532-2	8532-5	8532-12	8532-17	8532-9	8532-16	
2009-2014	FORD	F-150	67.0IN/78.8IN/97.4IN	STYLESIDE	8622-2	8622-5	8622-16	8622-9	8622-12	8622-17		8422-2	8422-5	8422-16	8422-9	8422-12	8422-17	8522-2	8522-5	8522-12	8522-17	8522-9	8522-16	
2004-2008	FORD	F-150	66.0IN/78.0IN/96.0IN	STYLESIDE	8610-2	8610-5	8610-16	8610-9	8610-12	8610-17		8410-2	8410-5	8410-16	8410-9	8410-12	8410-17	8510-2	8510-5	8510-12	8510-17	8510-9	8510-16	
2001-2003	FORD	F-150	66.0IN	STYLESIDE								8409-2	8409-5	8409-16	8409-9	8409-12	8409-17							
1997-2003	FORD	F-150	78.0IN/96.0IN	STYLESIDE								8403-2	8403-5	8403-16	8403-9	8403-12	8403-17							
2011-2016	FORD	F-250 SUPER DUTY	81.8IN/98.0IN	STYLESIDE	8624-2	8624-5	8624-16	8624-9	8624-12	8624-17		8424-2	8424-5	8424-16	8424-9	8424-12	8424-17	8524-2	8524-5	8524-12	8524-17	8524-9	8524-16	
2008-2010	FORD	F-250 SUPER DUTY	81.8IN/98.0IN	STYLESIDE	8614-2	8614-5	8614-16	8614-9	8614-12	8614-17		8414-2	8414-5	8414-16	8414-9	8414-12	8414-17	8514-2	8514-5	8514-12	8514-17	8514-9	8514-16	
1999-2007	FORD	F-250 SUPER DUTY	81.0IN/96.0IN	STYLESIDE	8604-2	8604-5	8604-16	8604-9	8604-12	8604-17		8404-2	8404-5	8404-16	8404-9	8404-12	8404-17	8504-2	8504-5	8504-12	8504-17	8504-9	8504-16	
2011-2016	FORD	F-350 SUPER DUTY	81.8IN/98.0IN	STYLESIDE	8624-2	8624-5	8624-16	8624-9	8624-12	8624-17		8424-2	8424-5	8424-16	8424-9	8424-12	8424-17	8524-2	8524-5	8524-12	8524-17	8524-9	8524-16	

NOTE: TO ORDER 2-PIECE SETS, PLACE "F" (FOR FRONTS), OR "R" (FOR REARS) AT THE END OF THE PART #

YEARS	MAKE	MODEL	SUBMODEL	BED TYPE	ORIGINAL RIDERZ™						RUFF RIDERZ™						TRAIL RIDERZ™							
					SMOOTH BLACK	TEXTURED BLACK	MOSSY OAK® DB	MOSSY OAK® BU	REALTREE® MAX-4	REALTREE® AP	SMOOTH BLACK	TEXTURED BLACK	MOSSY OAK® DB	MOSSY OAK® BU	REALTREE® MAX-4	REALTREE® AP	SMOOTH BLACK	TEXTURED BLACK	MOSSY OAK® DB	MOSSY OAK® BU	REALTREE® MAX-4	REALTREE® AP		
2008-2010	FORD	F-350 SUPER DUTY	81.8IN/98.0IN	STYLESIDE	8614-2	8614-5	8614-16	8614-9	8614-12	8614-17		8414-2	8414-5	8414-16	8414-9	8414-12	8414-17	8514-2	8514-5	8514-12	8514-17	8514-9	8514-16	
1999-2007	FORD	F-350 SUPER DUTY	81.0IN/96.0IN	STYLESIDE	8604-2	8604-5	8604-16	8604-9	8604-12	8604-17		8404-2	8404-5	8404-16	8404-9	8404-12	8404-17	8504-2	8504-5	8504-12	8504-17	8504-9	8504-16	
2013-2016	FORD	F-450 SUPER DUTY	81.8IN/98.0IN	STYLESIDE	8624-2	8624-5	8624-16	8624-9	8624-12	8624-17		8424-2	8424-5	8424-16	8424-9	8424-12	8424-17	8524-2	8524-5	8524-12	8524-17	8524-9	8524-16	
2008-2010	FORD	F-450 SUPER DUTY	81.8IN/98.0IN	STYLESIDE	8614-2	8614-5	8614-16	8614-9	8614-12	8614-17		8414-2	8414-5	8414-16	8414-9	8414-12	8414-17	8514-2	8514-5	8514-12	8514-17	8514-9	8514-16	
1999-2007	FORD	F-450 SUPER DUTY	81.0IN/96.0IN	STYLESIDE	8604-2	8604-5	8604-16	8604-9	8604-12	8604-17		8404-2	8404-5	8404-16	8404-9	8404-12	8404-17	8504-2	8504-5	8504-12	8504-17	8504-9	8504-16	
2013-2016	FORD	F-550 SUPER DUTY	81.8IN/98.0IN	STYLESIDE	8624-2	8624-5	8624-16	8624-9	8624-12	8624-17		8424-2	8424-5	8424-16	8424-9	8424-12	8424-17	8524-2	8524-5	8524-12	8524-17	8524-9	8524-16	
GMC																								
1988-1998	GMC	C1500/K1500	FLEETSIDE	FLEETSIDE	8601-2	8601-5	8601-16	8601-9	8601-12	8601-17		8401-2	8401-5	8401-16	8401-9	8401-12	8401-17							
1988-2000	GMC	C2500/C3500/ K2500/K3500	FLEETSIDE	FLEETSIDE	8601-2	8601-5	8601-16	8601-9	8601-12	8601-17		8401-2	8401-5	8401-16	8401-9	8401-12	8401-17							
2016-2016	GMC	SIERRA 1500	69.3IN/78.8IN/97.8IN	FLEETSIDE								8433-2	8433-5	8433-16	8433-9	8433-12	8433-17	8533-2	8533-5	8533-16	8533-9	8533-12	8533-17	
2014-2015	GMC	SIERRA 1500	69.3IN/78.8IN/97.8IN	FLEETSIDE	8627-2	8627-5	8627-16	8627-9	8627-12	8627-17		8427-2	8427-5	8427-16	8427-9	8427-12	8427-17	8527-2	8527-5	8527-12	8527-17	8527-9	8527-16	
2007-2013	GMC	SIERRA 1500	69.3IN	FLEETSIDE	8613-2	8613-5	8613-16	8613-9	8613-12	8613-17		8413-2	8413-5	8413-16	8413-9	8413-12	8413-17	8513-2	8513-5	8513-12	8513-17	8513-9	8513-16	
2007-2013	GMC	SIERRA 1500	78.7IN/97.6IN	FLEETSIDE	8616-2	8616-5	8616-16	8616-9	8616-12	8616-17		8416-2	8416-5	8416-16	8416-9	8416-12	8416-17	8516-2	8516-5	8516-12	8516-17	8516-9	8516-16	
1999-2006	GMC	SIERRA 1500	68.4IN/69.2IN/78.0IN/96.0IN INCLUDES 2007 CLASSIC	FLEETSIDE	8608-2	8608-5	8608-16	8608-9	8608-12	8608-17		8408-2	8408-5	8408-16	8408-9	8408-12	8408-17	8508-2	8508-5	8508-12	8508-17	8508-9	8508-16	
2001-2006	GMC	SIERRA 1500 HD	68.4IN/69.2IN/78.0IN/96.0IN INCLUDES 2007 CLASSIC	FLEETSIDE	8608-2	8608-5	8608-16	8608-9	8608-12	8608-17		8408-2	8408-5	8408-16	8408-9	8408-12	8408-17	8508-2	8508-5	8508-12	8508-17	8508-9	8508-16	
2015-2016	GMC	SIERRA 2500/3500	78.8IN/97.6IN	FLEETSIDE	8630-2	8630-5	8630-16	8630-9	8630-12	8630-17		8430-2	8430-5	8430-16	8430-9	8430-12	8430-17	8530-2	8530-5	8530-12	8530-17	8530-9	8530-16	
2011-2014	GMC	SIERRA 2500/3500	78.7IN/78.8IN/97.6IN	FLEETSIDE	8625-2	8625-5	8625-16	8625-9	8625-12	8625-17		8425-2	8425-5	8425-16	8425-9	8425-12	8425-17	8525-2	8525-5	8525-12	8525-17	8525-9	8525-16	
2007-2010	GMC	SIERRA 2500/3500	78.7IN/97.6IN	FLEETSIDE	8618-2	8618-5	8618-16	8618-9	8618-12	8618-17		8418-2	8418-5	8418-16	8418-9	8418-12	8418-17	8518-2	8518-5	8518-12	8518-17	8518-9	8518-16	
1999-2006	GMC	SIERRA 2500/3500	78.0IN/96.0IN	FLEETSIDE	8608-2	8608-5	8608-16	8608-9	8608-12	8608-17		8408-2	8408-5	8408-16	8408-9	8408-12	8408-17	8508-2	8508-5	8508-12	8508-17	8508-9	8508-16	
1995-1997	GMC	YUKON			8601-2	8601-5	8601-16	8601-9	8601-12	8601-17		8401-2	8401-5	8401-16	8401-9	8401-12	8401-17							
TOYOTA																								
2014-2016	TOYOTA	TUNDRA	66.7IN/78.7IN/97.6IN	FLEETSIDE	8631-2	8631-5	8631-16	8631-9	8631-12	8631-17		8431-2	8431-5	8431-16	8431-9	8431-12	8431-17	8531-2	8531-5	8531-12	8531-17	8531-9	8531-16	
2007-2013	TOYOTA	TUNDRA	66.7IN/78.7IN/97.6IN	FLEETSIDE	8615-2	8615-5	8615-16	8615-9	8615-12	8615-17		8415-2	8415-5	8415-16	8415-9	8415-12	8415-17	8515-2	8515-5	8515-12	8515-17	8515-9	8515-16	

NOTE: TO ORDER 2-PIECE SETS, PLACE "F" (FOR FRONTS), OR "R" (FOR REARS) AT THE END OF THE PART #

YEARS	MAKE	MODEL	BED TYPE	STAKE HOLE	RAIL TOPZ™ BED RAIL CAPS							
					BLACK SMOOTH FINISH	BLACK RIBBED FINISH	MOSSY OAK DUCK BLIND®	MOSSY OAK BREAK-UP®	REALTREE MAX-4®	REALTREE AP®		
CHEVROLET												
2004-2012	CHEVROLET	COLORADO	61.1"	STYLESIDE	N		BRC0017	BRC0018	BRC0017-16	BRC0017-9	BRC0017-12	BRC0017-17
2004-2012	CHEVROLET	COLORADO	72.8"	STYLESIDE	N		BRC0015	BRC0016	BRC0015-16	BRC0015-9	BRC0015-12	BRC0015-17
1999-2006	CHEVROLET	SILVERADO 1500	78.0"; INCLUDES 2007 CLASSIC	FLEETSIDE	N		BRC0003	BRC0004	BRC0003-16	BRC0003-9	BRC0003-12	BRC0003-17
1999-2006	CHEVROLET	SILVERADO 1500	78.0"; INCLUDES 2007 CLASSIC	FLEETSIDE	Y		BRC0003H	BRC0004H	BRC0003H-16	BRC0003H-9	BRC0003H-12	BRC0003H-17
1999-2006	CHEVROLET	SILVERADO 1500	96.0"; INCLUDES 2007 CLASSIC	FLEETSIDE	N		BRC0001	BRC0002				
1999-2006	CHEVROLET	SILVERADO 1500	96.0"; INCLUDES 2007 CLASSIC	FLEETSIDE	Y		BRC0001H	BRC0002H	BRC0001H-16	BRC0001H-9	BRC0001H-12	BRC0001H-17
2004-2006	CHEVROLET	SILVERADO 1500	68.4"/69.2"; INCLUDES 2007 CLASSIC	FLEETSIDE	N		BRC0005	BRC0006	BRC0005-16	BRC0005-9	BRC0005-12	BRC0005-17
2004-2006	CHEVROLET	SILVERADO 1500	68.4"/69.2"; INCLUDES 2007 CLASSIC	FLEETSIDE	Y		BRC0005H	BRC0006H	BRC0005H-16	BRC0005H-9	BRC0005H-12	BRC0005H-17
2007-2013	CHEVROLET	SILVERADO 1500	69.3"	FLEETSIDE	N		BRC0024	BRC0025	BRC0024-16	BRC0024-9	BRC0024-12	BRC0024-17
2007-2013	CHEVROLET	SILVERADO 1500	69.3"	FLEETSIDE	Y		BRC0024H	BRC0025H	BRC0024H-16	BRC0024H-9	BRC0024H-12	BRC0024H-17
2007-2013	CHEVROLET	SILVERADO 1500	78.7"	FLEETSIDE	N		BRC0022	BRC0023	BRC0022-16	BRC0022-9	BRC0022-12	BRC0022-17
2007-2013	CHEVROLET	SILVERADO 1500	78.7"	FLEETSIDE	Y		BRC0022H	BRC0023H	BRC0022H-16	BRC0022H-9	BRC0022H-12	BRC0022H-17
2007-2013	CHEVROLET	SILVERADO 1500	97.6"	FLEETSIDE	N		BRC0020	BRC0021	BRC0020-16	BRC0020-9	BRC0020-12	BRC0020-17
2007-2013	CHEVROLET	SILVERADO 1500	97.6"	FLEETSIDE	Y		BRC0020H	BRC0021H	BRC0020H-16	BRC0020H-9	BRC0020H-12	BRC0020H-17
2001-2006	CHEVROLET	SILVERADO 1500 HD	78.0"; INCLUDES 2007 CLASSIC	FLEETSIDE	N		BRC0003	BRC0004	BRC0003-16	BRC0003-9	BRC0003-12	BRC0003-17
2001-2006	CHEVROLET	SILVERADO 1500 HD	78.0"; INCLUDES 2007 CLASSIC	FLEETSIDE	Y		BRC0003H	BRC0004H	BRC0003H-16	BRC0003H-9	BRC0003H-12	BRC0003H-17
1999-2004	CHEVROLET	SILVERADO 2500	78.0"	FLEETSIDE	N		BRC0003	BRC0004	BRC0003-16	BRC0003-9	BRC0003-12	BRC0003-17
1999-2004	CHEVROLET	SILVERADO 2500	78.0"	FLEETSIDE	Y		BRC0003H	BRC0004H	BRC0003H-16	BRC0003H-9	BRC0003H-12	BRC0003H-17
1999-2004	CHEVROLET	SILVERADO 2500	96.0"	FLEETSIDE	N		BRC0001	BRC0002				
1999-2004	CHEVROLET	SILVERADO 2500	96.0"	FLEETSIDE	Y		BRC0001H	BRC0002H	BRC0001H-16	BRC0001H-9	BRC0001H-12	BRC0001H-17
2004-2006	CHEVROLET	SILVERADO 2500	68.4"/69.2"; INCLUDES 2007 CLASSIC	FLEETSIDE	N		BRC0005	BRC0006	BRC0005-16	BRC0005-9	BRC0005-12	BRC0005-17
2004-2006	CHEVROLET	SILVERADO 2500	68.4"/69.2"; INCLUDES 2007 CLASSIC	FLEETSIDE	Y		BRC0005H	BRC0006H	BRC0005H-16	BRC0005H-9	BRC0005H-12	BRC0005H-17
2007-2013	CHEVROLET	SILVERADO 2500	69.3"	FLEETSIDE	N		BRC0024	BRC0025	BRC0024-16	BRC0024-9	BRC0024-12	BRC0024-17
2007-2013	CHEVROLET	SILVERADO 2500	69.3"	FLEETSIDE	Y		BRC0024H	BRC0025H	BRC0024H-16	BRC0024H-9	BRC0024H-12	BRC0024H-17
2007-2013	CHEVROLET	SILVERADO 2500	78.7"	FLEETSIDE	N		BRC0022	BRC0023	BRC0022-16	BRC0022-9	BRC0022-12	BRC0022-17
2007-2013	CHEVROLET	SILVERADO 2500	78.7"	FLEETSIDE	Y		BRC0022H	BRC0023H	BRC0022H-16	BRC0022H-9	BRC0022H-12	BRC0022H-17
2007-2013	CHEVROLET	SILVERADO 2500	97.6"	FLEETSIDE	N		BRC0020	BRC0021	BRC0020-16	BRC0020-9	BRC0020-12	BRC0020-17
2007-2013	CHEVROLET	SILVERADO 2500	97.6"	FLEETSIDE	Y		BRC0020H	BRC0021H	BRC0020H-16	BRC0020H-9	BRC0020H-12	BRC0020H-17
2001-2006	CHEVROLET	SILVERADO 2500 HD	78.0"; INCLUDES 2007 CLASSIC	FLEETSIDE	N		BRC0003	BRC0004	BRC0003-16	BRC0003-9	BRC0003-12	BRC0003-17
2001-2006	CHEVROLET	SILVERADO 2500 HD	78.0"; INCLUDES 2007 CLASSIC	FLEETSIDE	Y		BRC0003H	BRC0004H	BRC0003H-16	BRC0003H-9	BRC0003H-12	BRC0003H-17
2001-2006	CHEVROLET	SILVERADO 2500 HD	96.0"; INCLUDES 2007 CLASSIC	FLEETSIDE	N		BRC0001	BRC0002				
2001-2006	CHEVROLET	SILVERADO 2500 HD	96.0"; INCLUDES 2007 CLASSIC	FLEETSIDE	Y		BRC0001H	BRC0002H	BRC0001H-16	BRC0001H-9	BRC0001H-12	BRC0001H-17
2007-2014	CHEVROLET	SILVERADO 2500 HD	78.7"	FLEETSIDE	N		BRC0022	BRC0023	BRC0022-16	BRC0022-9	BRC0022-12	BRC0022-17
2007-2014	CHEVROLET	SILVERADO 2500 HD	78.7"	FLEETSIDE	Y		BRC0022H	BRC0023H	BRC0022H-16	BRC0022H-9	BRC0022H-12	BRC0022H-17
2007-2014	CHEVROLET	SILVERADO 2500 HD	97.6"	FLEETSIDE	N		BRC0020	BRC0021	BRC0020-16	BRC0020-9	BRC0020-12	BRC0020-17
2007-2014	CHEVROLET	SILVERADO 2500 HD	97.6"	FLEETSIDE	Y		BRC0020H	BRC0021H	BRC0020H-16	BRC0020H-9	BRC0020H-12	BRC0020H-17
2001-2006	CHEVROLET	SILVERADO 3500	96.0"; INCLUDES 2007 CLASSIC	FLEETSIDE	N		BRC0001	BRC0002				
2001-2006	CHEVROLET	SILVERADO 3500	96.0"; INCLUDES 2007 CLASSIC	FLEETSIDE	Y		BRC0001H	BRC0002H	BRC0001H-16	BRC0001H-9	BRC0001H-12	BRC0001H-17
2005-2006	CHEVROLET	SILVERADO 3500	78.0"	FLEETSIDE	N		BRC0003	BRC0004	BRC0003-16	BRC0003-9	BRC0003-12	BRC0003-17
2005-2006	CHEVROLET	SILVERADO 3500	78.0"	FLEETSIDE	Y		BRC0003H	BRC0004H	BRC0003H-16	BRC0003H-9	BRC0003H-12	BRC0003H-17
2006-2006	CHEVROLET	SILVERADO 3500	68.4"/69.2"	FLEETSIDE	N		BRC0005	BRC0006	BRC0005-16	BRC0005-9	BRC0005-12	BRC0005-17

YEARS	MAKE	MODEL	BED TYPE	STAKE HOLE	RAIL TOPZ™ BED RAIL CAPS						
					BLACK SMOOTH FINISH	BLACK RIBBED FINISH	MOSSY OAK DUCK BLIND®	MOSSY OAK BREAK-UP®	REALTREE MAX-4®	REALTREE AP®	
2006-2006	CHEVROLET	SILVERADO 3500	68.4"/69.2"	FLEETSIDE	Y	BRC0005H	BRC0006H	BRC0005H-16	BRC0005H-9	BRC0005H-12	BRC0005H-17
2007-2013	CHEVROLET	SILVERADO 3500	69.3"	FLEETSIDE	N	BRC0024	BRC0025	BRC0024-16	BRC0024-9	BRC0024-12	BRC0024-17
2007-2013	CHEVROLET	SILVERADO 3500	69.3"	FLEETSIDE	Y	BRC0024H	BRC0025H	BRC0024H-16	BRC0024H-9	BRC0024H-12	BRC0024H-17
2007-2013	CHEVROLET	SILVERADO 3500	78.7"	FLEETSIDE	N	BRC0022	BRC0023	BRC0022-16	BRC0022-9	BRC0022-12	BRC0022-17
2007-2013	CHEVROLET	SILVERADO 3500	78.7"	FLEETSIDE	Y	BRC0022H	BRC0023H	BRC0022H-16	BRC0022H-9	BRC0022H-12	BRC0022H-17
2007-2013	CHEVROLET	SILVERADO 3500	97.6"	FLEETSIDE	N	BRC0020	BRC0021	BRC0020-16	BRC0020-9	BRC0020-12	BRC0020-17
2007-2013	CHEVROLET	SILVERADO 3500	97.6"	FLEETSIDE	Y	BRC0020H	BRC0021H	BRC0020H-16	BRC0020H-9	BRC0020H-12	BRC0020H-17
DODGE											
2002-2008	DODGE	RAM 1500	75.9"/76.3"/78.0"	FLEETSIDE	N	BRC2003	BRC2004	BRC2003-16	BRC2003-9	BRC2003-12	BRC2003-17
2002-2008	DODGE	RAM 1500	75.9"/76.3"/78.0"	FLEETSIDE	Y	BRC2003H	BRC2004H	BRC2003H-16	BRC2003H-9	BRC2003H-12	BRC2003H-17
2002-2008	DODGE	RAM 1500	96.0"/97.9"/98.3"	FLEETSIDE	N	BRC2001		BRC2001-16	BRC2001-9	BRC2001-12	BRC2001-17
2002-2008	DODGE	RAM 1500	96.0"/97.9"/98.3"	FLEETSIDE	Y	BRC2001H		BRC2001H-16	BRC2001H-9	BRC2001H-12	BRC2001H-17
2003-2008	DODGE	RAM 2500	75.9"/76.3"/78.0"	FLEETSIDE	N	BRC2003	BRC2004	BRC2003-16	BRC2003-9	BRC2003-12	BRC2003-17
2003-2008	DODGE	RAM 2500	75.9"/76.3"/78.0"	FLEETSIDE	Y	BRC2003H	BRC2004H	BRC2003H-16	BRC2003H-9	BRC2003H-12	BRC2003H-17
2003-2008	DODGE	RAM 2500	96.0"/97.9"/98.3"	FLEETSIDE	N	BRC2001		BRC2001-16	BRC2001-9	BRC2001-12	BRC2001-17
2003-2008	DODGE	RAM 2500	96.0"/97.9"/98.3"	FLEETSIDE	Y	BRC2001H		BRC2001H-16	BRC2001H-9	BRC2001H-12	BRC2001H-17
2003-2008	DODGE	RAM 3500	75.9"/76.3"/78.0"	FLEETSIDE	N	BRC2003	BRC2004	BRC2003-16	BRC2003-9	BRC2003-12	BRC2003-17
2003-2008	DODGE	RAM 3500	75.9"/76.3"/78.0"	FLEETSIDE	Y	BRC2003H	BRC2004H	BRC2003H-16	BRC2003H-9	BRC2003H-12	BRC2003H-17
2003-2008	DODGE	RAM 3500	96.0"/97.9"/98.3"	FLEETSIDE	N	BRC2001		BRC2001-16	BRC2001-9	BRC2001-12	BRC2001-17
2003-2008	DODGE	RAM 3500	96.0"/97.9"/98.3"	FLEETSIDE	Y	BRC2001H		BRC2001H-16	BRC2001H-9	BRC2001H-12	BRC2001H-17
FORD											
1993-2011	FORD	RANGER	72.0"/72.7"	STYLESIDE	N	BRC1001		BRC1001-16	BRC1001-9	BRC1001-12	BRC1001-17
1993-2011	FORD	RANGER	72.0"/72.7"	STYLESIDE	Y	BRC1001H		BRC1001H-16	BRC1001H-9	BRC1001H-12	BRC1001H-17
GMC											
2004-2012	GMC	CANYON	61.1"	STYLESIDE	N	BRC0017	BRC0018	BRC0017-16	BRC0017-9	BRC0017-12	BRC0017-17
2004-2012	GMC	CANYON	72.8"	STYLESIDE	N	BRC0015	BRC0016	BRC0015-16	BRC0015-9	BRC0015-12	BRC0015-17
1999-2006	GMC	SIERRA 1500	78.0"; INCLUDES 2007 CLASSIC	FLEETSIDE	N	BRC0003	BRC0004	BRC0003-16	BRC0003-9	BRC0003-12	BRC0003-17
1999-2006	GMC	SIERRA 1500	78.0"; INCLUDES 2007 CLASSIC	FLEETSIDE	Y	BRC0003H	BRC0004H	BRC0003H-16	BRC0003H-9	BRC0003H-12	BRC0003H-17
1999-2006	GMC	SIERRA 1500	96.0"; INCLUDES 2007 CLASSIC	FLEETSIDE	N	BRC0001	BRC0002				
1999-2006	GMC	SIERRA 1500	96.0"; INCLUDES 2007 CLASSIC	FLEETSIDE	Y	BRC0001H	BRC0002H	BRC0001H-16	BRC0001H-9	BRC0001H-12	BRC0001H-17
2004-2006	GMC	SIERRA 1500	68.4"/69.2"; INCLUDES 2007 CLASSIC	FLEETSIDE	N	BRC0005	BRC0006	BRC0005-16	BRC0005-9	BRC0005-12	BRC0005-17
2004-2006	GMC	SIERRA 1500	68.4"/69.2"; INCLUDES 2007 CLASSIC	FLEETSIDE	Y	BRC0005H	BRC0006H	BRC0005H-16	BRC0005H-9	BRC0005H-12	BRC0005H-17
2007-2013	GMC	SIERRA 1500	69.3"	FLEETSIDE	N	BRC0031	BRC0032	BRC0031-16	BRC0031-9	BRC0031-12	BRC0031-17
2007-2013	GMC	SIERRA 1500	69.3"	FLEETSIDE	Y	BRC0031H	BRC0032H	BRC0031H-16	BRC0031H-9	BRC0031H-12	BRC0031H-17
2007-2013	GMC	SIERRA 1500	78.7"	FLEETSIDE	N	BRC0028	BRC0029	BRC0028-16	BRC0028-9	BRC0028-12	BRC0028-17
2007-2013	GMC	SIERRA 1500	78.7"	FLEETSIDE	Y	BRC0028H	BRC0029H	BRC0028H-16	BRC0028H-9	BRC0028H-12	BRC0028H-17
2007-2013	GMC	SIERRA 1500	97.6"	FLEETSIDE	N	BRC0026		BRC0026-16	BRC0026-9	BRC0026-12	BRC0026-17
2007-2013	GMC	SIERRA 1500	97.6"	FLEETSIDE	Y	BRC0026H		BRC0026H-16	BRC0026H-9	BRC0026H-12	BRC0026H-17
2001-2006	GMC	SIERRA 1500 HD	78.0"; INCLUDES 2007 CLASSIC	FLEETSIDE	N	BRC0003	BRC0004	BRC0003-16	BRC0003-9	BRC0003-12	BRC0003-17
2001-2006	GMC	SIERRA 1500 HD	78.0"; INCLUDES 2007 CLASSIC	FLEETSIDE	Y	BRC0003H	BRC0004H	BRC0003H-16	BRC0003H-9	BRC0003H-12	BRC0003H-17
1999-2004	GMC	SIERRA 2500	78.0"	FLEETSIDE	N	BRC0003	BRC0004	BRC0003-16	BRC0003-9	BRC0003-12	BRC0003-17
1999-2004	GMC	SIERRA 2500	78.0"	FLEETSIDE	Y	BRC0003H	BRC0004H	BRC0003H-16	BRC0003H-9	BRC0003H-12	BRC0003H-17

YEARS	MAKE	MODEL	BED TYPE	STAKE HOLE	RAIL TOPZ™ BED RAIL CAPS						
					BLACK SMOOTH FINISH	BLACK RIBBED FINISH	MOSSY OAK DUCK BLIND®	MOSSY OAK BREAK-UP®	REALTREE MAX-4®	REALTREE AP®	
1999-2004	GMC	SIERRA 2500	96.0"	FLEETSIDE	N	BRC0001	BRC0002				
1999-2004	GMC	SIERRA 2500	96.0"	FLEETSIDE	Y	BRC0001H	BRC0002H	BRC0001H-16	BRC0001H-9	BRC0001H-12	BRC0001H-17
2006-2006	GMC	SIERRA 2500	68.4"/69.2"; INCLUDES 2007 CLASSIC	FLEETSIDE	N	BRC0005	BRC0006	BRC0005-16	BRC0005-9	BRC0005-12	BRC0005-17
2006-2006	GMC	SIERRA 2500	68.4"/69.2"; INCLUDES 2007 CLASSIC	FLEETSIDE	Y	BRC0005H	BRC0006H	BRC0005H-16	BRC0005H-9	BRC0005H-12	BRC0005H-17
2007-2013	GMC	SIERRA 2500	69.3"	FLEETSIDE	N	BRC0031	BRC0032	BRC0031-16	BRC0031-9	BRC0031-12	BRC0031-17
2007-2013	GMC	SIERRA 2500	69.3"	FLEETSIDE	Y	BRC0031H	BRC0032H	BRC0031H-16	BRC0031H-9	BRC0031H-12	BRC0031H-17
2007-2013	GMC	SIERRA 2500	78.7"	FLEETSIDE	N	BRC0028	BRC0029	BRC0028-16	BRC0028-9	BRC0028-12	BRC0028-17
2007-2013	GMC	SIERRA 2500	78.7"	FLEETSIDE	Y	BRC0028H	BRC0029H	BRC0028H-16	BRC0028H-9	BRC0028H-12	BRC0028H-17
2007-2013	GMC	SIERRA 2500	97.6"	FLEETSIDE	N	BRC0026		BRC0026-16	BRC0026-9	BRC0026-12	BRC0026-17
2007-2013	GMC	SIERRA 2500	97.6"	FLEETSIDE	Y	BRC0026H		BRC0026H-16	BRC0026H-9	BRC0026H-12	BRC0026H-17
2001-2006	GMC	SIERRA 2500 HD	78.0"; INCLUDES 2007 CLASSIC	FLEETSIDE	N	BRC0003	BRC0004	BRC0003-16	BRC0003-9	BRC0003-12	BRC0003-17
2001-2006	GMC	SIERRA 2500 HD	78.0"; INCLUDES 2007 CLASSIC	FLEETSIDE	Y	BRC0003H	BRC0004H	BRC0003H-16	BRC0003H-9	BRC0003H-12	BRC0003H-17
2001-2006	GMC	SIERRA 2500 HD	96.0"; INCLUDES 2007 CLASSIC	FLEETSIDE	N	BRC0001	BRC0002				
2001-2006	GMC	SIERRA 2500 HD	96.0"; INCLUDES 2007 CLASSIC	FLEETSIDE	Y	BRC0001H	BRC0002H	BRC0001H-16	BRC0001H-9	BRC0001H-12	BRC0001H-17
2007-2014	GMC	SIERRA 2500 HD	78.7"	FLEETSIDE	N	BRC0028	BRC0029	BRC0028-16	BRC0028-9	BRC0028-12	BRC0028-17
2007-2014	GMC	SIERRA 2500 HD	78.7"	FLEETSIDE	Y	BRC0028H	BRC0029H	BRC0028H-16	BRC0028H-9	BRC0028H-12	BRC0028H-17
2007-2014	GMC	SIERRA 2500 HD	97.6"	FLEETSIDE	N	BRC0026		BRC0026-16	BRC0026-9	BRC0026-12	BRC0026-17
2007-2014	GMC	SIERRA 2500 HD	97.6"	FLEETSIDE	Y	BRC0026H		BRC0026H-16	BRC0026H-9	BRC0026H-12	BRC0026H-17
2001-2001	GMC	SIERRA 3500	78.0"	FLEETSIDE	N	BRC0003	BRC0004	BRC0003-16	BRC0003-9	BRC0003-12	BRC0003-17
2001-2001	GMC	SIERRA 3500	78.0"	FLEETSIDE	Y	BRC0003H	BRC0004H	BRC0003H-16	BRC0003H-9	BRC0003H-12	BRC0003H-17
2001-2006	GMC	SIERRA 3500	96.0"; INCLUDES 2007 CLASSIC	FLEETSIDE	N	BRC0001	BRC0002				
2001-2006	GMC	SIERRA 3500	96.0"; INCLUDES 2007 CLASSIC	FLEETSIDE	Y	BRC0001H	BRC0002H	BRC0001H-16	BRC0001H-9	BRC0001H-12	BRC0001H-17
2006-2006	GMC	SIERRA 3500	68.4"/69.2"; INCLUDES 2007 CLASSIC	FLEETSIDE	N	BRC0005	BRC0006	BRC0005-16	BRC0005-9	BRC0005-12	BRC0005-17
2006-2006	GMC	SIERRA 3500	68.4"/69.2"; INCLUDES 2007 CLASSIC	FLEETSIDE	Y	BRC0005H	BRC0006H	BRC0005H-16	BRC0005H-9	BRC0005H-12	BRC0005H-17
2007-2013	GMC	SIERRA 3500	69.3"	FLEETSIDE	N	BRC0031	BRC0032	BRC0031-16	BRC0031-9	BRC0031-12	BRC0031-17
2007-2013	GMC	SIERRA 3500	69.3"	FLEETSIDE	Y	BRC0031H	BRC0032H	BRC0031H-16	BRC0031H-9	BRC0031H-12	BRC0031H-17
2007-2013	GMC	SIERRA 3500	78.7"	FLEETSIDE	N	BRC0028	BRC0029	BRC0028-16	BRC0028-9	BRC0028-12	BRC0028-17
2007-2013	GMC	SIERRA 3500	78.7"	FLEETSIDE	Y	BRC0028H	BRC0029H	BRC0028H-16	BRC0028H-9	BRC0028H-12	BRC0028H-17
2007-2013	GMC	SIERRA 3500	97.6"	FLEETSIDE	N	BRC0026		BRC0026-16	BRC0026-9	BRC0026-12	BRC0026-17
2007-2013	GMC	SIERRA 3500	97.6"	FLEETSIDE	Y	BRC0026H		BRC0026H-16	BRC0026H-9	BRC0026H-12	BRC0026H-17

YEARS	MAKE	MODEL	SUBDETAIL	TAILGATE CAPS				
				BLACK	MOSSY OAK® BREAK-UP®	MOSSY OAK® DUCK BLIND®	REALTREE MAX-4®	REALTREE AP®
CHEVROLET								
1988-1999	CHEVROLET	C1500/K1500		BRC0012	BRC0012-9	BRC0012-16	BRC0012-12	BRC0012-17
1988-2000	CHEVROLET	C2500/C3500/K2500/K3500		BRC0012	BRC0012-9	BRC0012-16	BRC0012-12	BRC0012-17
2004-2012	CHEVROLET	COLORADO		BRC0019	BRC0019-9	BRC0019-16	BRC0019-12	BRC0019-17
1999-2007	CHEVROLET	SILVERADO 1500		BRC0007	BRC0007-9	BRC0007-16	BRC0007-12	BRC0007-17
2007-2013	CHEVROLET	SILVERADO 1500		BRC0030	BRC0030-9	BRC0030-16	BRC0030-12	BRC0030-17
1999-2004	CHEVROLET	SILVERADO 2500		BRC0007	BRC0007-9	BRC0007-16	BRC0007-12	BRC0007-17
2007-2014	CHEVROLET	SILVERADO 2500		BRC0030	BRC0030-9	BRC0030-16	BRC0030-12	BRC0030-17
2001-2006	CHEVROLET	SILVERADO 2500 HD	INCLUDES 2007 CLASSIC	BRC0007	BRC0007-9	BRC0007-16	BRC0007-12	BRC0007-17
2007-2014	CHEVROLET	SILVERADO 2500 HD		BRC0030	BRC0030-9	BRC0030-16	BRC0030-12	BRC0030-17
2007-2014	CHEVROLET	SILVERADO 3500		BRC0030	BRC0030-9	BRC0030-16	BRC0030-12	BRC0030-17
2001-2006	CHEVROLET	SILVERADO 3500	INCLUDES 2007 CLASSIC	BRC0007	BRC0007-9	BRC0007-16	BRC0007-12	BRC0007-17
DODGE								
1994-2001	DODGE	RAM 1500		BRC2010	BRC2010-9	BRC2010-16	BRC2010-12	BRC2010-17
2002-2008	DODGE	RAM 1500		BRC2005	BRC2005-9	BRC2005-16	BRC2005-12	BRC2005-17
1994-2002	DODGE	RAM 2500		BRC2010	BRC2010-9	BRC2010-16	BRC2010-12	BRC2010-17
2003-2008	DODGE	RAM 2500		BRC2005	BRC2005-9	BRC2005-16	BRC2005-12	BRC2005-17
1994-2002	DODGE	RAM 3500		BRC2010	BRC2010-9	BRC2010-16	BRC2005-12	BRC2010-17
2003-2008	DODGE	RAM 3500		BRC2005	BRC2005-9	BRC2005-16	BRC2005-12	BRC2005-17
GMC								
1988-1999	GMC	C1500/K1500		BRC0012	BRC0012-9	BRC0012-16	BRC0012-12	BRC0012-17
1988-2000	GMC	C2500/C3500/K2500/K3500		BRC0012	BRC0012-9	BRC0012-16	BRC0012-12	BRC0012-17
2004-2012	GMC	CANYON		BRC0019	BRC0019-9	BRC0019-16	BRC0019-12	BRC0019-17
1988-2000	GMC	K2500/K3500		BRC0012	BRC0012-9	BRC0012-16	BRC0012-12	BRC0012-17
1999-2006	GMC	SIERRA 1500	INCLUDES 2007 CLASSIC	BRC0007	BRC0007-9	BRC0007-16	BRC0007-12	BRC0007-17
2007-2013	GMC	SIERRA 1500		BRC0030	BRC0030-9	BRC0030-16	BRC0030-12	BRC0030-17
1999-2004	GMC	SIERRA 2500		BRC0007	BRC0007-9	BRC0007-16	BRC0007-12	BRC0007-17
2007-2014	GMC	SIERRA 2500		BRC0030	BRC0030-9	BRC0030-16	BRC0030-12	BRC0030-17
2001-2006	GMC	SIERRA 2500 HD	INCLUDES 2007 CLASSIC	BRC0007	BRC0007-9	BRC0007-16	BRC0007-12	BRC0007-17
2007-2014	GMC	SIERRA 2500 HD		BRC0030	BRC0030-9	BRC0030-16	BRC0030-12	BRC0030-17
2001-2006	GMC	SIERRA 3500	INCLUDES 2007 CLASSIC	BRC0007	BRC0007-9	BRC0007-16	BRC0007-12	BRC0007-17
2007-2014	GMC	SIERRA 3500		BRC0030	BRC0030-9	BRC0030-16	BRC0030-12	BRC0030-17

ITEM	COLOR	NOTES
53001-2	SMOKE	FITS UP TO 34.25IN WIDE SUNROOFS
53001-8	CHROME	FITS UP TO 34.25IN WIDE SUNROOFS
53002-2	SMOKE	FITS UP TO 35.5IN WIDE SUNROOFS
53002-8	CHROME	FITS UP TO 35.5IN WIDE SUNROOFS
53003-2	SMOKE	FITS UP TO 38.5IN WIDE SUNROOFS
53003-8	CHROME	FITS UP TO 38.5IN WIDE SUNROOFS

Making Our Business Together Easy and Profitable.

Our goal at Lund International is to be the easiest company to do business with and to offer you and your customers comprehensive product lines supported by great customer service. To better serve your business, our complete product offerings fall under eight distinct brand names: AMP Research®, AVS®, Belmor®, Bushwacker®, LUND®, Rampage Products®, Stampede®, and TonnoPro®.

Our products continue to set industry standards for functionality, high-performance, protective and stylish aftermarket automotive accessories. From wind deflector ventvisor®, hood protection, fender flares, running boards and nerf bars, to tonneau covers, premium floor coverings, storage boxes and tanks to premium Jeep accessories. Our brands provide your customers outstanding value along with industry-leading warranties.

We look forward to continuing our partnership and delivering the very best products from the leading brands in the automotive aftermarket accessories industry.

www.lundinternational.com

www.amp-research.com

www.belmor.com

www.bushwacker.com

www.rampageproducts.com

www.stampedeproducts.com

www.tonnopro.com



4325 Hamilton Mill Rd.
Buford, GA 30518




STAMPEDE
AUTOMOTIVE ACCESSORIES

Corporate Headquarters:

Lund International
4325 Hamilton Mill Road
Buford, GA 30518

Tel: 800.241.7219 Fax: 800.438.3788


lundinternational.com

Printed in the USA. All content, including images,
Copyright © 2016 Lund International. 

Item Number STAMPEDEAPP2016 749393860562

Updated 02/16 Job Number 038

All rights reserved. All other trademarks are
the property of their respective owners.
Product specifications are subject to change.



tread lightly!®

www.treadlightly.org



stampedeproducts.com 800.241.7219

