

TSB: Wiring Toyota Switch to SH-R-00 Carbon Fiber Seat Heater

(Switch is ready to use with FWSH-U-00 FlexWire Seat Heater)

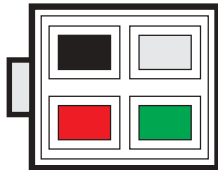


Toyota Switch Harness 4 pin plug:
Black, Blue, Yellow, Green

Tools & Supplies Needed:

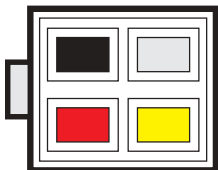
- SH-R-EXT** Harness Extension
- SW2-TOYOTA** OE fit Switch
- Wire Cutter**
- Crimp-on Spade Connectors**
- Crimp Tool**

SH-R-EXT (rev 0) Harness plug:
Black, White, Red, Green

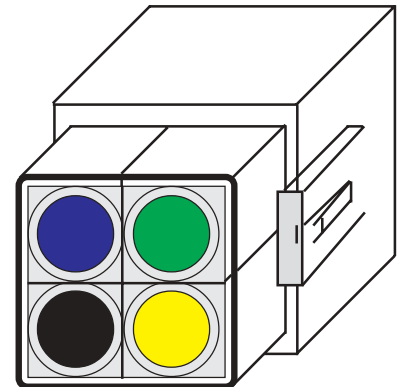


	CarbonFiber Harness Extn	Toyota Switch Pigtail	
K	Black	Green	G
G	Green	Blue	B
R	Red	Yellow	Y
W	White	Black	K

SH-R-EXT (rev 1) Harness plug:
Black, White, Red, Yellow



	CarbonFiber Harness Extn	Toyota Switch Pigtail	
K	Black	Green	G
Y	Yellow	Blue	B
R	Red	Yellow	Y
W	White	Black	K



To use the Toyota Switch with SH-R-00 Carbon Fiber Seat Heater kit, you will need to direct connect the wires, eliminating the modular plugs on both the harness extension and switch.

1. Cut the plug end off the Toyota switch pigtail harness.
2. Cut the end plug off the wire harness extension.
3. Attach spade connectors to each wire.
4. Cross connect the wires as shown.
5. Test switch before mounting.

